

# RED RIVER MONITOR



Volume 22 No. 1

NWLAPCUG, Inc. Newsletter

January 2010

## Review of the December 2009 Membership Meeting

by Bob Pierce

The business session started at 6:39 p.m. with the reading of the Secretary's Report, followed by the reading of the Treasurer's Report. There being no discussion on either, both were approved as read. President Pat Joyner asked if there was any old or new business to be brought before the Board. There was none and the Board meeting adjourned.

We then proceeded on to the program portion of the meeting. It was first noted that once again we failed to have a quorum present; therefore we again had to delay election of officers. It was noted that even though we are into the cold weather season, we really need to make an effort to attend the meetings. Last year it took us ten months to get a quorum. This time we should not have to wait that long to take care of the business of the Northwest Louisiana PC Users Group.

Pat then introduced our speaker for the evening, Mr. Bunyamin Kocabasoglu, who we have come to know as "Ben". Ben was born and raised in Istanbul, Turkey. He came to the USA in 2006, lived on the east coast for one year, studied at the University of Bridgeport and earned a degree in English. Ben then received an offer to be a research assistant at LSUS and worked for two professors for over two years and has just earned his undergraduate degree in Computer Science. He will continue with his learning experience at LSUS by returning next year to pursue his Master's Degree in Computer Science. Ben was the recipient of our scholarship award last year and it is a privilege to have him back in our club.

Ben opened his program with a little Q & A session. He was asked about an EXCEL problem first. He answered by showing us how to change the column width and how to use the "install/change" screen to repair EXCEL. Then he reviewed the ribbons and demonstrated the procedure to LOCK and UNLOCK some of the features in EXCEL. Ben then moved on to WORD and demonstrated how to make a Christmas card. He went to

GOOGLE>IMAGES>CHRISTMAS to pick a picture for the background. Save the picture to the desktop so you can work on it. Use it as a watermark so it will be transparent and you can then type over it. You can also add borders. Since you working in WORD, you can also select your preferred font, font size and font color.

J.C. Barnett posed a question about developing a table of contents for a multipage document. Ben showed us a little bit about LEVEL 1 and LEVEL 2 heading styles, then how to work that into an existing WORD document. All pages must be numbered in order to pull the information needed for the table of contents, such as Chapter #, Chapter Title and Page #.

We then moved on to Power Point and Ben gave us a demonstration of animating a presentation. Develop individual pages first using the "Design" menu. Pick the first slide and go to "Animation" and select the type of transition to use between slides. You can also select speed of transition and sound effects. This does grab the attention of the viewer. If you do many presentations, this is a handy piece of software to use. Ben even showed us how to play a "you-tube" movie on a slide. In response to a question from Carolyn, Ben showed us how to get a sound track from Google and add it to the presentation. "wav" and "mp3" files work well in most applications. Check your computer to see which CODECS are installed.

Ben concluded by telling us of a couple of the projects he is currently working on. One is gadget called ROVAR that has a camera and a mike and can be used as a remote observation point. The other is a device to help with dispensing medication and keeping up with when to take it and when to reorder. This was an excellent presentation enjoyed by all.

The name drawn for the \$10 door prize was Robert Hunter, who was not present. Next month the door prize will increase to \$20. See you there!



Users Helping Users

**Red River Monitor**

Published by  
**Northwest Louisiana personal  
 Computer User Group, Inc.**  
 6658 Youree Drive Suite 108-112  
 Shreveport, LA 71105

Editor: Phillip Sanders  
 Co-Editor: Ben Fusco

The opinions expressed in the articles in this newsletter are not necessarily those of the editor or publisher. Mention of products by their trade name does not in any way constitute endorsement by anyone.

Permission to reproduce portions that are not specifically indicated as printed courtesy of any computer magazine is given to other computer user groups for non-profit use. All other reproduction is prohibited without the specific written permission of the original source.

NWLAPCUG, Inc. is a non-profit organization.

**Member of APCUG**



**Newsletter Articles Welcomed**

Please submit articles for newsletter, in RTF file format, by the first day of the month to  
 Phillip Sanders- phillip479@aol.com  
 And to Ben Fusco-benfusco@bellsouth.net

**Officers & Board of Directors**

President	Pat Joyner	798-2766
Vice Pres.	Dr. John Hardin	861-3408
Secretary	Jack Barnett	968-2372
Treasurer	Robert Saucier	861-2235
Bob Pierce		686-0203
Bob Franklin		933-1235

**Membership Dues**

Full: \$15.00 a year  
 Spouse: \$6.00 a year  
 Student: \$10.00 a year

**Visit Our Web Site**

<http://www.nwlapcug.com>

**Words From the President**

Pat Joyner



I want to start out by wishing everyone a very **merry and prosperous new year**. With this New year will come some resolutions. We still do not have a quorum present at our membership meeting. Without a quorum, no officers can be elected. My first resolution is to tender my resignation at the March meeting if a quorum is not available, perhaps this is the problem.



**2010**

## January CASH Door Prize

You remember we DO have still, door prizes at our monthly meetings...well not last month, but the month before that we had a winner, **Quay Hardin** who walked away with \$50.00 bucks.

The way it works....each month we add \$10.00 dollars to the pot....and a name from our total Membership is drawn, and if that person is present at our meeting...he wins the CASH. Last month it was just \$10.00, and the name drawn was **Bob Hunter**. Bob was not there, so now for January we add \$10 more and it's now up to \$20.00 for our next drawing.

We've always had door prizes at our membership meeting, but the Board felt that CASH would be a greater incentive to build up attendance, so that's our door prize now.

What do you think? Want to add cash to your pocket? Just join us for our Membership Meetings....it works for the winner who IS present.

Please, come see us and not only will you hear a great program, win CASH (?) but also enjoy good ole refreshments, plus comradeship with your fellow members....what a deal.

Come on, see **YOU** there.

## January Membership Meeting Speaker

Want to keep better 'Financial Records' through your Personal Computer?....well, just come to our New Year January Meeting and our guest speaker will give you all the information you'll need to do just that.

She is **Barbara Cox**....presently she is employed with Bossier Parish Schools and teaches Business Classes that include Accounting, Business Computer Applications, Desk Top Publishing and Word Processing at Haughton High School. And, if that's not enough, Barbara can be found also teaching Computer related programs for Bossier Parish Community College as well as giving us her time to be at our podium.

Barbara is (and how nice for my ole Alma mater) a graduate of Louisiana Tech University in Instructional Technology. She is a Mother of two with four grandchildren. This semester she is teaching QuickBooks and is delighted to come and share her knowledge with us about what we can do to incorporate that program in not just a Business application but how much it can enhance us in the home, and our everyday lives, as well.

Again, the Club is trying to bring to the Membership another 'How to' in computer programs and this one is a great help to keep track of expenditures, bank accounts, maybe too in recording items affecting taxes that we need at the end of year reasons.

So, come to our January 21<sup>st</sup> meeting and let's welcome **Barbara Cox** who just wants to educate us, more.

That's Bronson Hall, room 310, 6:00 PM for refreshments, 6:30 Board Meeting, followed at 7:00 PM for the membership Meeting....and CASH Door Prizes.

See you there....come on down.

## Newsletter Articles Welcomed

Please submit articles for the newsletter, in RTF file format,  
by the first day of the month to  
Phillip Sanders- [phillip479@aol.com](mailto:phillip479@aol.com) And to Ben Fusco-[benfusco@bellsouth.net](mailto:benfusco@bellsouth.net)

## Corel Graphics/Photo SIG, November, 2009

by Glenda Conradi



Our December meeting included a lot of tips on achieving top sharpness in your photos. To help accomplish this try these tips.

1. Choose the right Aperture- For more depth of field, stop your lens down to one of the smaller  $f$ -stops such as  $f/16$ . If that results in too slow a shutter speed for the scene, you'll have to change either the  $f$ -stop or ISO.
2. Choose The right shutter speed- To get a sharp foreground & background use a small  $f$ -stop.
3. Use a tripod and a solid head- Invest in a good stable tripod.
4. Shoot in continuous mode for challenging conditions- Set your camera on continuous shooting. If you're shooting at a slow shutter speed, hold down the shutter for a burst of maybe five or six shots.
5. Watch for unsharpness due to filters- Using a cheap filter can interfere with sharpness.
6. Sharpen properly with software- The image, as captured by the sensor, may not reveal the full sharpness of the lens, so you may need to do some sharpening, preferably with the unsharp mask, in a photo editing program.
7. Know your lens' sharp apertures- Most lenses gain in sharpness stopped down a couple of  $f$ -stops from the maximum aperture, keep that sharpness through the middle range of  $f$ -stops, then drop off slightly in sharpness at the minimum aperture.
8. Handholding for sharpness- A tripod can be a critical to sharpness but you may also need take handheld shots. You need to hold the camera correctly, for maximum sharpness, with left hand under lens to support it.
9. Be careful of noise reduction in software. A challenge of digital photography is noise. Noise can show up from using a high ISO or long exposure, or processing an underexposed picture. It's easy to damage the sharpness of your picture by over processing it in a photo editing program to remove noise.
10. Print For Sharpness- The size of the picture has a big impact on its sharpness. Look critically at the photograph to see if it's sharp enough to support the size print you wish to make. The paper you print on may make a difference in sharpness. Glossy prints

display sharpness differently than matte prints.

For our program we started with a video tutorial that showed some ways to cut objects out of a picture so you can add it to another photo or background. In Corel Paint Shop Pro one way is to use the Eraser tool to make the pixels you do not want transparent. Another way is to use Freehand Selection Tool/Point to Point Selection Type/Replace Mode.

Then we looked at another short tutorial that demonstrated how to bring out details in highlights and shadows. Corel Paint Shop Pro x2 Ultimate has a feature called HDR Photo Merge that will let you load multiple photos that are shot in bracket mode, at several exposures, & it will automatically combine the best elements of the set.

Next we touched on some steps to take to restore a photo. Family photos, old and new, often end up in bad shape, due to many reasons. It may be the only photo left of a special person, or event, and is still treasured, and well worth investing some time and effort into restoring it, if this is at all possible. It is amazing what you can do with some of the photo editing programs available. Often you will find several programs that handle the steps you need to take a little differently, and you may want to use one program for a certain function, and other programs for other repairs. The end result sometimes is much better using this technique. It is a benefit to become familiar with a variety of photo editing programs. Practice with the correction tools to see what works best for the photo you are working on.

We hope you will be able to make the next Corel Graphics/Photo SIG on the first Tuesday of the month at 7:00 p.m. at Podnuh's Bar-B-Q, located at 1146 Shreveport-Barksdale Hwy. The room in the back is reserved starting at 6:00 p.m. for those of us who would like to eat and want to do it before the meeting starts. Of course it is fine to eat during the meeting, too. Everyone welcome, bring a friend. Please let me know if you have questions, or suggestions, that can be used in our SIG meetings for part of the program. If there is something you would like to see covered at one of our meetings you can email me at [glenda@conradi.com](mailto:glenda@conradi.com)

## NWLAPCUG's Special Interest Group Leaders







Our SIG leaders are in the heart of NWLAPCUG's monthly activities. See the chart on the last page of this newsletter for the monthly schedule of their meetings. Every member is welcome to attend any or all of their meetings and for as many times as they wish. All of this with *no extra fees* involved.

SIG leaders are dedicated to sharing their expertise in their particular programs. Their meetings include presentations, demonstrations and

cover questions and answers. In some cases, handouts may be furnished.

Following the SIG meeting, a number of the SIG leaders will submit an article, reporting on the activities of their meeting, for publication in the next month's newsletter.

Members are encouraged to take a tour of these SIGs and determine which one or more appeals to their liking.

 <p style="text-align: center;"><b>J.C. Barnett</b> Word SIG</p>	 <p style="text-align: center;"><b>Pat Joyner</b> Saturday SIG</p>	 <p style="text-align: center;"><b>Bernie Conradi</b> Windows SIG</p>	 <p style="text-align: center;"><b>Glenda Conradi</b> Corel Graphics/Photo SIG</p>
 <p style="text-align: center;"><b>Bill &amp; Cisly Morgan</b> Digital Photography SIG</p>	 <p style="text-align: center;"><b>Bob Pierce</b> Beginner's SIG</p>		

## Members Furnishing Newsletter Articles

Computer related newsletter articles are welcomed from our members who are other than SIG leaders. We appreciate as few as one article a year. Or as many (not to exceed one per month) as you would like to generate. The range of topics is virtually

unlimited. To name a few, your experience/opinion with certain software programs, the entertainment and educational value in computer use, How To's, Tips, etc. etc. Your participation may surface one of your great hidden talents.

 <p style="text-align: center;"><b>Bob Franklin</b></p>	 <p style="text-align: center;"><b>Carolyn Franklin</b></p>	 <p style="text-align: center;"><b>Phil Sanders</b></p>	 <p style="text-align: center;"><b>Bob Pierce</b></p>	 <p style="text-align: center;"><b>Ben Fusco</b></p>
--	--	--	--	---

## MONTHLY CLUB ACTIVITIES

PLEASE NOTE THAT SIG TIMES, DATES AND LOCATIONS ARE SUBJECT TO CHANGE.  
FOR THE LATEST INFORMATION CONTACT , VIA E-MAIL,THE RESPECTIVE SIG LEADER AS LISTED BELOW.

Corel Graphics/Photo SIG	First Tuesday Podnuh's Bar-B-Q	7:00 P.M.	Glenda Conradi	glenda@conradi.com
Digital Photography SIG	First Thursday Room 310, Bronson Hall	7:00 P.M.	Bill and Cisly Morgan	cisly@shreve.net
MS Word SIG	Second Thursday 2:00 P.M. Broadmoor Library		J C Barnett	jcbarrett875@suddenlink.net
Board of Directors Meeting	6:30 PM Before the Membership Meeting		Pat Joyner	patbj@bellsouth.net
General Meeting	Third Thursday Bronson Hall, Room 310	7:00 P.M.	Pat Joyner	patbj@bellsouth.net
Windows SIG	Fourth Thursday Podnuh's Bar-B-Q	7:00 P.M.	Bernie Conradi	bernie@conradi.com
Saturday SIG	Fourth Saturday Broadmoor Library	2:00 P.M.	Pat Joyner	patbj@bellsouth.net
Getting Started SIG	Third Monday Hamilton/South Caddo Library	9:30 A.M.	Bob Pierce	bobpierce1942@bellsouth.net

IF YOU NEED INFORMATION ABOUT THE SIG'S SUBJECT, MEETING PLACE OR TIME,  
PLEASE CONTACT THE PERSONS LISTED ABOVE

### Meeting Places

Podnuh's Bar-B-Q - 1146 Shreveport-Barksdale Hwy (Corel Graphics/Photo SIG; Windows SIG)  
Room 310, Bronson Hall LSUS-Northside of campus (General Meeting, Digital Photography SIG)  
Broadmoor Library- 1212 Captain Shreve Drive - (MS Word SIG; Saturday SIG)  
Getting Started SIG Hamilton/South Caddo Library, 2111 Bert Kouns

## Meet Our NWLAPCUG Officers



Pat Joyner  
President & Director




Dr. John Hardin  
Vice Pres. & Director



Jack Barnett  
Secretary & Director



Robert Saucier  
Treasurer & Director



Bob Franklin  
Director



Bob Pierce  
Director