

RED RIVER MONITOR



Volume 25 No. 01

NWLAPCUG, Inc. Newsletter

January 2011

Review of the December 2010 Membership Meeting by Bob Pierce

As usual, the meeting opened with President Pat Joyner calling us to order. The Treasurer's report was presented by Robert Saucier and was approved as presented. It was noted that once again we failed to have a quorum of members present so the election of Directors is delayed another month. We have 87 members now, so a quorum is 20% or 18 members. The Board of Directors meeting was adjourned.

Bob Pierce took a few minutes to explain how our program would be handled. We are expanding our capabilities to include the use of "webinars" during our meetings. The basic concept is that we will use a software communications package known as "SKYPE" to establish a two-way video link to our presenter in another city. This saves money on traveling expenses as well as the time involved in getting from point A to point B. Our guest for the meeting was Gene Barlow with User Group Relations (UGR).

Gene joined us from his studio in St. George, Utah, and we, of course, were in our normal meeting location in Bronson Hall. The video link allowed us to watch Gene while he could watch us. The quality was excellent.

Gene divided his presentation into two parts. The first had to do with making back-ups of your hard drive. You never appreciate how much data you have on your drive until you lose it. After all, it is not a question of "if" you lose it, but "when". There are several places to make your back-up. You can use an internet service, such as Carbonite. This is not highly recommended due to security and reliability issues. You can use CDs or DVDs. This is not highly recommended due to longevity issues with the CD/DVD. You can also use some of the older technologies, such as ZIP or JAZZ drives, or even tape cartridges. These are not recommended either. There is also network back-ups using servers and network drives, but these are out of the reach of most home users. The best way is to use an external drive

that you can store separately from your computer and have a software package that supports your arrangement. Windows 7 has a built-in back-up utility that works fairly well, but leaves a little to be desired. Gene recommends Acronis True Image 2011. This allows you to use the newer image back-up rather than the older file back-up systems. The image back-up is better and faster. There are several ways to do this, but Gene recommends making a full image once a week or once a month, and fill in the time between with incremental back-ups. These are back-ups of only the files that have changed since the last full image. When not in use, the drive for your back-ups should be stored away from your computer.

The second part of Gene's presentation had to do with partitioning the hard drive. Everyone knows that the hard drive is designated as the C drive. You can partition this drive into two or more sections and use one partition for operating system files, another section for data files, and maybe a third for photographs. There are a number of software packages available to help the user with this task. One of the best is Acronis Disk Director 11 Home. It is very similar to the old Partition Magic, which is no longer available. Gene gave several demonstrations of back-ups and partitions, showing how fast they are and how easy to do. It takes about one minute to back-up 1 GB of data. It also takes about one minute to restore 1 GB of data.

Acronis Disk Director 11 Home and Acronis True Image 2011 are available from Gene Barlow's User Group Relations (www.ugr.com). He sells them at a reduced rate for computer club members, so you can save several dollars purchasing these items from Gene and Linda rather than from Acronis (Acronis.com).

William Allums name was drawn for the door prize, but he was not present. Ten dollars will be added to the "kitty" and the door prize in January will be \$30.



Users Helping Users

Red River Monitor

Published by
**Northwest Louisiana personal
 Computer User Group, Inc.**
 6658 Youree Drive Suite 108-112
 Shreveport, LA 71105

Editor: Phillip Sanders
 Co-Editor: Ben Fusco

The opinions expressed in the articles in this newsletter are not necessarily those of the editor or publisher. Mention of products by their trade name does not in any way constitute endorsement by anyone.

Permission to reproduce portions that are not specifically indicated as printed courtesy of any computer magazine is given to other computer user groups for non-profit use. All other reproduction is prohibited without the specific written permission of the original source.

NWLAPCUG, Inc. is a non-profit organization.

Member of APCUG



Newsletter Articles Welcomed

Please submit articles for newsletter, in RTF file format, by the first day of the month to
 Phillip Sanders- phillip479@aol.com
 And to Ben Fusco-benfusco@bellsouth.net

Officers & Board of Directors

President	Pat Joyner	798-2766
Vice Pres.	Dr. John Hardin	861-3408
Secretary	Jack Barnett	968-2372
Treasurer	Robert Saucier	861-2235
Bob Pierce		686-0203
Bob Franklin		933-1235
Lee sepulvado		687-2088

Membership Dues

Full: \$15.00 a year
 Spouse: \$6.00 a year
 Student: \$10.00 a year


Visit Our Web Site

<http://www.nwlapcug.com>

**Photos taken at the December 2010 Membership Meeting
 By Glenda Conradi**



Gene Barlow



Gene & Linda Barlow



**Jim Overton Asks
 Gene Barlow a
 Question**



**Drawing for the
 Door Prize**



**The group learning
 how to backup their
 computers**



*MAY YOU HAVE A
HAPPY NEW YEAR*



January 20th Membership Meeting

You met this young man at our annual October Meeting...he was introduced then, as our Scholarship Winner for 2010/11 from LSU...and he was heard several times, responding to some of your questions at that meeting about your Computer problems...He knows, and I mean he knows Computers.

So, for our January meeting, you'll get to hear him again...and even he is agreeable to come and share his knowledge about computers with us.

He is **Charles** (called Chase, by family and friends) **McCarthy**.

Chase graduated from LSU-S this past December 19th with honors of Summa Cum Laude and a degree in Computer Science.

He mentioned in October that he was working part-time, but now since graduation, Chase was hired full time at a local Software Development Company called **Praeses**. So, in addition to working full time, he also will start graduate studies at LSU-S this fall, pursuing a Masters Degree in Business Administration.

Chase will discuss "**Google Voice**"...this is a new service offered by Google to manage **all** of your telecommunication services in one place. Google

Voice allows you to pick a personalized phone number from any area code. There is a tool provided to help you choose a number that is easy to remember, such as 318-4-PAMELA (318-472-6352). Your new number can be linked to many other numbers, for instance your home, your cell, your work numbers. When a call is placed to your Google Voice number all linked numbers will ring.

Free voicemail is provided through Google Voice in the event that you are unavailable. The person trying to reach you can leave a message and you can check for all messages in a centralized place. The voicemails are transcribed, emailed to you and archived in a searchable inbox.

Sound interesting?...come and let's hear **Chase McCarthy** discuss another of the new advances now being developed that adds to our digital world in our busy lives. Think you've heard it all...just wait...another advance to tell you about.

That's, January 20th, Bronson Hall, room 310... refreshments served from 6 to 7...with the meeting at 7 PM...

Come see us

NEED YOUR HELP

The task of selecting a speaker for our Computer Club Meetings each month, is a chore for one person...and it is then only that one idea. This has been the case forever, I think.

So....will you help us in forming a committee to do that task?...it won't be time consuming but it needs NEW BLOOD and your ideas.

Please help...and let's start a better job in selections of a speaker.

Contact me or any Board Member and let's give help where help in really needed....those Board Members are: Pat Joyner...John Hardin...Bob Franklin... Lee Sepulvado...Jack Barnett.... Bob Pierce....or Robert Saucier.

SOON....SOON....SOON.... PLEASE

Corel Graphics/Photo SIG, December, 2010 by Glenda Conradi



At the December meeting we tried to go over some techniques to help us take better holiday pictures.

Six Techniques For Sharper Photographs

1. Use a tripod and cable release. 2. Select a faster shutter speed. 3. Choose the sharpest aperture. 4. Increase the ISO. 5. Buy a better lens. 6. Understand how focus affects depth of field.

Some things to try to help you take better photos

Pay attention to backgrounds and objects surrounding the subject. Try taking several pictures from different angles and positions. Move further from, or closer to, the subject. Try using your camera's zoom. Take some pictures of the subject while you are standing, some stooping down. You may want to lie on the ground when taking pictures of children playing on the ground, pets or things low to the ground, like toad stools & wild flowers. Pay attention to the light and shadows. Take a variety of pictures then look at them on your computer to see which pictures look best, and will be the easiest to edit. Check your photos carefully when viewing them on your computer monitor. You may be pleasantly (or not so pleasantly) surprised to see things in the photo that you did not notice when you were taking the picture.

Eject Thumb Drives Easily and Safely

You do not want to just pull your thumb drive out of your computer until you take the proper steps to make it safe to remove. (there are some thumb drives that say it is OK to just pull it out, but make sure yours instructs you to do that.) You can click on the Safely Remove Hardware and Eject Media icon in the Customize box found on the task bar. Follow the steps being very careful to eject the thumb drive and not some other drive on your computer. My favorite way to safely remove the thumb drive quickly and easily is to open Windows Explorer and locate the thumb drive. Right click on the name of the thumb drive and select eject. You should get a message saying it is safe to remove. This holds true for memory cards that are plugged into a computer's memory card slot or connected by a card reader. Again...be careful so you do not accidentally click on one of your hard drives or something else that you definitely do not want to be removed from your computer.

Here are some of the Web Site URLs we talked about.

<http://www.dpmag.com/how-to/tip-of-the-week/six-techniques-for-sharper-photographs-09-20-10.html>

http://download.cnet.com/Paint-NET/3000-2192_4-10338146.html (Paint.Net Review)

<http://www.microsoft.com/athome/photos/holidayphotos.aspx> (Tips For Better Holiday Photos)

<http://www.getpaint.net/doc/latest/index.html> (Paint.Net Overview/Features)

As promised, we looked at Paint.Net, a program that is loaded with photo editing features...and it is free.

There are a lot of tutorials with tips and instructions for using many of the program's features. You can go to Help in the program and click on Tutorials to access them. There are layers, auto adjustments, curves, masking tools, crop tool, red eye removal tool to name a few. You can reduce the file size of a photo by going to the Image menu and selecting resize to open a box that will provide a lot of information and let you change the file size of a photo. You can make backgrounds of images-transparent. There is a manage fonts utility. To add colors choose Colors in the Window menu or press the F8 key to open the color pallet. To crop a photo use the Rectangle Select tool in the tool box and draw a rectangle over the area of the photo you want to crop. From the tool bar at the top of the page click on the Crop to Selection tool to crop the photo. This may be a good program for you to edit your photos with; especially if you do not currently have a photo editing program.

Every photo editing program seems to have something different to offer. I personally like to use several programs and switch between them, using the best features in each one.

We hope you will be able to make the next Corel Graphics/Photo SIG on the first Tuesday of the month at 7:00 p.m. at Podnuh's Bar-B-Q, located at 1146 Shreveport-Barksdale Hwy. The room in the back is reserved starting at 6:00 p.m. for those of us who would like to eat and want to do it before the meeting starts. Of course it is fine to eat during the meeting, too. Everyone welcome, bring a friend. Please let me know if you have questions, or suggestions, that can be used in our SIG meetings for part of the program. If there is something you would like to see covered at one of our meetings you can email me at glenda@conradi.com.

NWLAPCUG's **S**pecial **I**nterest **G**roup Leaders







Our SIG leaders are in the heart of NWLAPCUG's monthly activities. See the chart on the last page of this newsletter for the monthly schedule of their meetings. Every member is welcome to attend any or all of their meetings and for as many times as they wish. All of this with *no extra fees* involved.

SIG leaders are dedicated to sharing their expertise in their particular programs. Their meetings include presentations, demonstrations and

cover questions and answers. In some cases, handouts may be furnished.

Following the SIG meeting, a number of the SIG leaders will submit an article, reporting on the activities of their meeting, for publication in the next month's newsletter.

Members are encouraged to take a tour of these SIGs and determine which one or more appeals to their liking.

 <p style="text-align: center;">J.C. Barnett Word SIG</p>	 <p style="text-align: center;">Pat Joyner Saturday SIG</p>	 <p style="text-align: center;">Bernie Conradi Windows SIG</p>	 <p style="text-align: center;">Glenda Conradi Corel Graphics/Photo SIG</p>
 <p style="text-align: center;">Bill & Cisly Morgan Digital Photography SIG</p>	 <p style="text-align: center;">Bob Pierce Beginner's SIG</p>		

Members Furnishing Newsletter Articles

Computer related newsletter articles are welcomed from our members who are other than SIG leaders. We appreciate as few as one article a year. Or as many (not to exceed one per month) as you would like to generate. The range of topics is virtually

unlimited. To name a few, your experience/opinion with certain software programs, the entertainment and educational value in computer use, How To's, Tips, etc. etc. Your participation may surface one of your great hidden talents.

 <p style="text-align: center;">Bob Franklin</p>	 <p style="text-align: center;">Carolyn Franklin</p>	 <p style="text-align: center;">Phil Sanders</p>	 <p style="text-align: center;">Bob Pierce</p>	 <p style="text-align: center;">Ben Fusco</p>
--	--	--	--	---

MONTHLY CLUB ACTIVITIES

PLEASE NOTE THAT SIG TIMES, DATES AND LOCATIONS ARE SUBJECT TO CHANGE.
FOR THE LATEST INFORMATION CONTACT , VIA E-MAIL,THE RESPECTIVE SIG LEADER AS LISTED BELOW.

Corel Graphics/Photo SIG	First Tuesday Podnuh's Bar-B-Q	7:00 P.M.	Glenda Conradi	glenda@conradi.com
Digital Photography SIG	First Thursday Room 310, Bronson Hall	7:00 P.M.	Bill and Cisly Morgan	cisly@shreve.net
MS Word SIG	Second Thursday 2:00 P.M. Broadmoor Library		J C Barnett	jcbarnett875@suddenlink.net
Board of Directors Meeting	6:30 PM Before the Membership Meeting		Pat Joyner	patbj@bellsouth.net
General Meeting	Third Thursday Bronson Hall, Room 310	7:00 P.M.	Pat Joyner	patbj@bellsouth.net
Windows SIG	Fourth Thursday Podnuh's Bar-B-Q	7:00 P.M.	Bernie Conradi	bernie@conradi.com
Saturday SIG	Fourth Saturday Broadmoor Library	2:00 P.M.	Pat Joyner	patbj@bellsouth.net
Getting Started SIG	Third Monday Hamilton/South Caddo Library	9:30 A.M.	Bob Pierce	bobpierce1942@bellsouth.net

IF YOU NEED INFORMATION ABOUT THE SIG'S SUBJECT, MEETING PLACE OR TIME,
PLEASE CONTACT THE PERSONS LISTED ABOVE

Meeting Places

Podnuh's Bar-B-Q - 1146 Shreveport-Barksdale Hwy (Corel Graphics/Photo SIG; Windows SIG)
Room 310, Bronson Hall LSUS-Northside of campus (General Meeting, Digital Photography SIG)
Broadmoor Library- 1212 Captain Shreve Drive - (MS Word SIG; Saturday SIG)
Getting Started SIG Hamilton/South Caddo Library, 2111 Bert Kouns

Meet Our NWLAPCUG Officers




Pat Joyner
President & Director



Dr. John Hardin
Vice Pres. & Director



Jack Barnett
Secretary & Director



Robert Saucier
Treasurer & Director



Bob Franklin
Director



Bob Pierce
Director



Lee Sepulvado
Director