

# RED RIVER MONITOR



Volume 22 No. 3

NWLAPCUG, Inc. Newsletter

March 2010

## Review of the February 2010 Membership Meeting by Bob Pierce

The business session was opened by President Pat Joiner. The minutes of the January meeting were read and approved and the Treasurer's Report was read and approved. There was some discussion about the use of our wireless microphone that can only be used in the Science Lecture Auditorium. It was decided that we would place the microphone in the care of Claiborne Sharp, who could then make it available to those that use the Science Lecture Auditorium. Pat also announced that the club computer had been upgraded to Windows 7, as had been decided at the January meeting.

Pat then introduced our speaker for the evening, Mr. Derek Gunter. Derek is married and lives in Benton. He and his wife are very involved with the youth worship programs in his church. He is a graduate of Byrd High School and Louisiana Tech and is employed with Claiborne Sharp Professional Audio (where have I heard that name before?), and in his spare time is a volunteer firefighter in Benton. Derek selected to talk to us about Facebook, one of the most popular social networking sites on the internet.

Social networking is defined as being a member of a larger group that shares a common interest. Facebook is a social networking website. Millions of people, including a number of our members, use Facebook on a daily basis to keep in touch with family and friends and share photos. The site was first started in 2004 and was initially offered only to college students, then later to high school students. Now it is available to anyone. The site was recently sold to Google for \$1.5 million. Facebook is now used by law enforcement as a tool in criminal investigations. Employers are now using Facebook as a tool to help check up on new employees. The main use, however, is chatting with friends and/or family via Internet Messaging (IM), Facebook emailer, or posting on their wall.

The user can open an account on Facebook for an individual, a band, a group, clubs, businesses,

etc. Derek demonstrated the steps necessary to sign up. It starts with going to [www.facebook.com](http://www.facebook.com) and answering a few questions. Then you click on "SIGN UP" and you are in business. For those of us on a dial-up connection to the internet, there is a version for you. Go to [lite.facebook.com](http://lite.facebook.com) and you can answer the same questions and click on "SIGN UP". Also available is a "Mobile Solutions" package for smart phones and most PDAs. There are many applications (apps) for the user to choose from, including Facebook Chat, Farmerville (a game), Café World (a game), Friend Q & A Applications, and many others.

Derek then went online and opened his page on Facebook and gave us a number of demonstrations on how to navigate the site and use some of the features. He found his brother online and used him to demonstrate the "Chat" feature which allows the user to open a private conversation with another user. If you receive a message on your wall and wish to keep anyone else from seeing it, you can put your cursor over the entry and click on "HIDE". That is particularly good for hiding game entries so that you don't have them in the way. Also, it is important to go to the "SETTINGS" section of the "ACCOUNT" menu and set your privacy preferences. If you want to post a photo on your wall, go to your profile and click on "ADD AN ALBUM". You must then make a choice of who you want to see your album with its photos, and then click on "CREATE". Then add any photos you wish. If you wish, you can add captions or even "tag" the people in the photo. It will then show up on their page if they have given their permission.

Derek has made the Power Point presentation available to anyone that wants it. Just drop him an email and he will send it to you. His email address is: [rderekgunter@gmail.com](mailto:rderekgunter@gmail.com). There was no door prize drawing this month due to technical difficulties, but the drawing will continue next month. Please try to be with us next month on March 18 and bring a friend!



Users Helping Users

**Red River Monitor**

Published by  
**Northwest Louisiana personal  
 Computer User Group, Inc.**  
 6658 Youree Drive Suite 108-112  
 Shreveport, LA 71105

Editor: Phillip Sanders  
 Co-Editor: Ben Fusco

The opinions expressed in the articles in this newsletter are not necessarily those of the editor or publisher. Mention of products by their trade name does not in any way constitute endorsement by anyone.

Permission to reproduce portions that are not specifically indicated as printed courtesy of any computer magazine is given to other computer user groups for non-profit use. All other reproduction is prohibited without the specific written permission of the original source.

NWLAPCUG, Inc. is a non-profit organization.

Member of APCUG



**Newsletter Articles Welcomed**

Please submit articles for newsletter, in RTF file format, by the first day of the month to  
 Phillip Sanders- phillip479@aol.com  
 And to Ben Fusco-benfusco@bellsouth.net

**Officers & Board of Directors**

President	Pat Joyner	798-2766
Vice Pres.	Dr. John Hardin	861-3408
Secretary	Jack Barnett	968-2372
Treasurer	Robert Saucier	861-2235
Bob Pierce		686-0203
Bob Franklin		933-1235
Lee sepulvado		687-2088

**Membership Dues**

Full: \$15.00 a year  
 Spouse: \$6.00 a year  
 Student: \$10.00 a year

Visit Our Web Site

<http://www.nwlapcug.com>

**Words From the President**

Pat Joyner



Well it's spring and that time again. We all have been backing up regularly haven't we? Well then its time to do a fresh backup and clean the junk off of our computers. This will not only speed up our computers but let us look carefully at all the programs that are installed but never used and mark them as ones to be uninstalled. I like to keep all my program discs in cases that will protect them from dust and scratching so look for them and lets get started.

I create a document that is titled this product is listed in my name. These programs is registered in my name. I list all the programs and the key for each so if I need to reinstall I won't have to remember the keys. Save this on a flash drive or DVD not in the computer so if we lose the operating system we'll have the keys.

I think You will agree that this chore was worth the effort.  
 Pat

**Photos taken at the February 2010  
 Membership Meeting  
 By Glenda Conradi**



**Derek Gunter**



**Phyllis Barnett Bernie Conradi  
 J C Barnett Clyde Santifer**

**Reminder**

**Our SIGs are a great source of information. They are for the use of our Members,  
 Non Members are invited as guests.**

## March 18th Membership Meeting

You remember, don't you, that for the past few months; your Club has been trying to introduce you to the newest in the computer world programs...the very things that all the people are talking about and doing....such as, Twittering, then we had to cover Facebook....well now it's time to talk about Youtube which is all the discussion of late from mainly the younger set.

Youtube was 'discovered' as a free Video-sharing web site a long time ago, but it is only recently come to be enjoyed for other reasons...such as how to 'sharpen scissors'; unclog a toilet; cut men's hair; poison Ivy self defense; and for fitness as well' such as "six pack abs"; yoga for beginners; casting for fish; golf swing; tie a bow tie; slice/dice onions; quick peel a egg or banana; carve a turkey and so many other subjects.

We don't know to what extent our speaker for March 18<sup>th</sup> will cover, but she is Mary Jarzabek who's job at LSU-S currently in charge of the Electronic media Journalism program; teaches TV production; media Law; some theatre courses and public speaking. Most recently her students have begun producing and LSU-S Student News newscast, which she will show us on YouTube upload.

Her personal background is as interesting....she

is, as they say, an Air Force "brat", born in Okinawa and at 14, came to Shreveport and has called that her home since then. Her degrees include BA from LSU-S and has worked in Communication with both KNOE and KSLA in Shreveport. She also has her Masters Degree from ULM.

Its so funny, but in trying to secure our speaker, I made a phone call or two to various staff people at LSU-S, and I was given Mary's name as possible choice for our subject on YouTube....and it turns out that she was the person who has already done so much for our Computer Club in assisting us in time of need when we moved our location to Bronson Hall and room 310...you see Mary's office is directly across the Hall from our meeting place and we have been using her efforts already to get us situated in that room...and we couldn't have done it without her.

So, come, Thursday the 18<sup>th</sup> of March, and let's hear what Mary has to say in telling us about YouTube. It's going around and it is SO popular right now.

See YOU at our March Meeting.

And, don't forget we have CASH door prizes.

## Door Prizes for Our Membership Meetings

**Did you know....we still have a Door Prize at our Monthly Membership Meetings....but it's in the form of CASH...so what's better than that. But, you must be present to win...if your name is called, you get the loot...at each Membership meeting we add \$10.00 to the pot and a name is drawn. If that person is there, he takes home the prize.**

**And at our March 18, 2010 Membership meeting, you also get to hear a very worthwhile program on You Tube**

## Corel Graphics/Photo SIG, February, 2010

by Glenda Conradi



We started our February meeting by passing out the tip sheets and reviewing each tip. The first tip we looked at had to do with resizing photos using Windows Photo Gallery. If it is not already on your computer you can download Windows Live from Microsoft, then go to Windows Live, select Photo Gallery,

click on the photo you want to resize, or Ctrl click to select more than one photo, and in the File menu select Resize then choose the size you want from the sizes listed. Select the folder you want to save the files to. Keep in mind that you will first need to save the photos you want to work with in "My Documents/My Pictures" folder to access them, if they are not already there.

Next we looked at a free program, SmillaEnlarger that lets you enlarge photos without sacrificing quality. It is usually noted that if you want to change the file size of a photo make it smaller, but do not try to make it larger or you will lose quality. You may have photo files that are a very low resolution and will not print larger than in a size more than two or three inches without obvious pixels and jagged edges. SmillaEnlarger lets you convert your photo file to a larger size so you can make a large print. We went through the process and the results were impressive, but remember, if you have a bad quality photo to begin with it probably will not be able to improve the quality. The program is easy to install. There is no setup program—just drag the folder anywhere you like and then run the program. (Just follow the steps as you go to download & install.) To use it, drag a photo into the program window and specify the new size you want and indicate where you want it saved. You may want to try it to see how it works on your small images. Download at: <http://www.pcworld.com/downloads/file/fid,80366-page,1/description.html>

We covered two subjects in our program. The first was "Preparing Photos to Be Published". You may want to send photos to a church or club newsletter, or possibly your local newspaper. Of course this may also apply to other situations when you want to share your photos with others, especially if you are attaching them to emails. First check and see what requirements need to be met. Your photos may need to be specific file size, or certain dimensions. After you know how the recipient would like to have the files prepared edit your photos to make sure they are the best quality you can achieve. Crop them to remove distractions in the background, but make sure you adhere

to any sizes or dimensions that are required.

During the program we also showed some short informational videos, and took a look at the new release of Corel PaintShop Photo Pro X3. Some of the new features are:

HD Video Editing that lets users design HD slide shows and movies, combining photos and video clips.

Camera RAW Lab: You can adjust several settings before processing. It supports over 350 RAW formats.

Multi-photo Adjustments: Changes made to one image can be applied to multiple photos at once.

Smart Carver and Object Extractor: Removing objects and scales without distorting the image.

I became very interested in X3 after I, as an X2 user, received an email with information and links to videos about the upgraded version. I downloaded the free 30 day trial version and played with it a little. I was intrigued with the Smart Carver tool. You paint an area in the picture you want to remove with a red brush, click on the appropriate arrows and that area is magically removed. The area selected does need to be rather narrow because the picture is resized proportionately to the width of the object removed. It works great on small areas or narrow objects like a tree limb.

Another handy tool is the Object Extractor that lets you quickly select and extract an object from a photo while preserving the detail on the edges. Another handy feature they added is the Express Lab that has all the tools to edit a photo in a group, making them very easy to get to. We did not have a chance to look at all the new additions, including the Camera RAW Lab that is supposed to let you quickly and easily adjust your RAW images. We will try to look at that and some other features of Corel PaintShop Photo Pro X3 at a meeting in the future.

We hope you will be able to make the next Corel Graphics/Photo SIG on the first Tuesday of the month at 7:00 p.m. at Podnuh's Bar-B-Q, located at 1146 Shreveport-Barksdale Hwy. The room in the back is reserved starting at 6:00 p.m. for those of us who would like to eat and want to do it before the meeting starts. Of course it is fine to eat during the meeting, too. Everyone welcome, bring a friend. Please let me know if you have questions, or suggestions, that can be used in our SIG meetings for part of the program. If there is something you would like to see covered at one of our meetings you can email me at [glenda@conradi.com](mailto:glenda@conradi.com).

## Windows SIG February 2010

by Bernie Conradi



The meeting started with the usual announcements of the latest antivirus dat file updates. Julious Windom told us about a message he received requesting he go to a site to update his email address. Of course this is a scam to get you to click on a link which, if you do, will give you a virus. We also reminded all about the latest updates to the Windows operating system. Those using the beta of Windows 7 called RC1 will start seeing it shut down every two hours beginning March 1, 2010. This will be the prelude to this program ceasing to work completely on June 1, 2010. Also, a Windows update that was released this past week to Windows Activation Technologies (WAT), the anti-piracy software formerly known as Windows Genuine Advantage (WGA), will detect illegal copies of Windows 7. We informed the group about a couple of free programs that may help you in your computing ventures. They are Treesize free and Keepass. These can be downloaded from [www.download.cnet.com](http://www.download.cnet.com). Treesize free is a program that resides in your Windows Explorer and tell you the size of your files and folders and allows you to print a list of the files and folders. Keepass is a program that helps you record all your passwords in one location. This program has many other options you can also use. Carole White told us about using the RSS feed feature in Windows Mail and how it has a lot of useful information if you have the time to peruse the feeds. We had a number of items for the program this month. We started out with a list of free programs that are available on the web to use in lieu of purchasing a more expensive commercial program. One that was mentioned was Open Office, which does about everything that Microsoft Office will do. We then looked at the differences between Flash Player and Shockwave. These programs are required to view graphics and videos on web pages that you visit. We also talked about Microsoft Silverlight, which is a program that does the same thing. Silverlight is updated automatically through Windows Update. I then showed an article from Kim Komando listing the Top 10 Worst Passwords. This article listed the ten most used passwords and gave advice on how to create a good password. The advice here was not to use the word "password" or "1234567" as your password. We then show a Power Point about things you can do to speed up your computer. The suggestions were to use Disk Cleanup, Defragment your hard drive, use Check Disk, and keep your computer free of spyware and spam.

Please join us at 7:00 PM on March 25, 2010, at Podnuh's Bar-B-Q on Shreveport-Barksdale Highway. Everyone is invited to attend. I am looking forward to suggestions for upcoming programs, as I want to present subjects of interest for all in the group. Let me hear from you. You can email me at [bernie@conradi.com](mailto:bernie@conradi.com).

## Newsletter Articles Welcomed

Please submit articles for the newsletter, in RTF file format,  
by the first day of the month to  
Phillip Sanders- [phillip479@aol.com](mailto:phillip479@aol.com) And to Ben Fusco-[benfusco@bellsouth.net](mailto:benfusco@bellsouth.net)

Notice We have a new mail address

Northwest Louisiana Personal Computer User Group, Inc.  
P. O. Box 53232  
Shreveport, LA. 71135 [Www.nwlapcug.com](http://www.nwlapcug.com)

## Digital Photo SIG February 2010

by Bill & Cisly Morgan



With the holidays gone and, maybe, some of our other crises behind us, we were finally able to do a Digital Photo SIG for February. And, although it turned out to be a rainy, cold night, a

nice group turned out, and there was quite a bit of give and take, questions, suggestions, and helpful comments which always make us feel like we had an interesting subject.

First, we spent a few minutes looking at what we think are the important features to look for when buying a tripod. The number one thing to look for is stability. Make sure it will be stable on carpet, hard surfaces, uneven ground, and in the wind. Look at the feet. It should have rubber feet that will pivot and have retractable metal spikes in the center that can grip the ground. The legs should be adjustable with solid locks in any position to hold it level on uneven surfaces—for example, on a stairway.

It is nice to have an actual level on the head so the camera can be level when taking pictures in both the horizontal or vertical format. You also want to make sure the head can rotate smoothly without any catches or glitches. This is especially important if you will be using a movie camera. But remember, most point and shoot digital cameras have the ability to take movies.

Then, two really handy and nice features to look for are: the ability to turn the camera upside down so you can get “Belly flop” pictures close to the ground, and the ability to attach two or more cameras to adaptors that can be interchanged by simply clipping them on rather than having to screw each camera to the little threaded stud. If you look, you can find most of the features you want at a rather reasonable cost.

We then went to the Text Tool. Having been asked questions, in fact, quite a few questions about

problems people are having with the Text Tool, we spent some time looking into those problems. Admittedly, the Text Tool, in all programs—not just in Paint Shop Pro—has mysteries and idiosyncrasies all its own. So, with that in mind, we spent more than half the evening discussing how to make it work like we want it to.

We began by going over the Tool Options Pallet. Although we don't have the space to go over everything here, following are a few things that might help. (1) Unless you have some special application, always use “vector text.” (2) The “Units” should be set on “Points” instead of “Pixels.” When set on “Points” the text sizes will be more like a word processor text. (3) “Stroke Width” controls the width of the outline when applying two color text. (4) “Leading” changes the vertical spacing between lines of text—the line spacing. (5) “Kerning” changes the horizontal spacing between characters—the space between the letters or numbers.

We went over several examples of how to use all of the features when applying text in different situations.

The last thing we looked at was a little demonstration on how we go about restoring an old or sick photograph—with emphasis on how to get started. First, always scan at the highest resolution possible. Our rule of thumb is to use a resolution that will allow us to print the finished picture at 300 dots per inch. We scan an 8 x 10 at 300 pixels per inch. A 5 x 7 at 600 ppi. 4 x 5 at 1200 ppi. And 2400 ppi for anything smaller.

Next, it is important to spend some time looking very carefully at all areas of the picture, both the original hard copy and on the computer screen. Only then are you ready to make changes. We showed an example but ran out of time and, therefore, will continue this discussion at our next Digital Photo SIG.



# HAPPY ST PATRICKS DAY



## NWLAPCUG's Special Interest Group Leaders







Our SIG leaders are in the heart of NWLAPCUG's monthly activities. See the chart on the last page of this newsletter for the monthly schedule of their meetings. Every member is welcome to attend any or all of their meetings and for as many times as they wish. All of this with *no extra fees* involved.

SIG leaders are dedicated to sharing their expertise in their particular programs. Their meetings include presentations, demonstrations and

cover questions and answers. In some cases, handouts may be furnished.

Following the SIG meeting, a number of the SIG leaders will submit an article, reporting on the activities of their meeting, for publication in the next month's newsletter.

Members are encouraged to take a tour of these SIGs and determine which one or more appeals to their liking.

 <p><b>J.C. Barnett</b> Word SIG</p>	 <p><b>Pat Joyner</b> Saturday SIG</p>	 <p><b>Bernie Conradi</b> Windows SIG</p>	 <p><b>Glenda Conradi</b> Corel Graphics/Photo SIG</p>
 <p><b>Bill &amp; Cisly Morgan</b> Digital Photography SIG</p>	 <p><b>Bob Pierce</b> Beginner's SIG</p>		

## Members Furnishing Newsletter Articles

Computer related newsletter articles are welcomed from our members who are other than SIG leaders. We appreciate as few as one article a year. Or as many (not to exceed one per month) as you would like to generate. The range of topics is virtually

unlimited. To name a few, your experience/opinion with certain software programs, the entertainment and educational value in computer use, How To's, Tips, etc. etc. Your participation may surface one of your great hidden talents.

 <p><b>Bob Franklin</b></p>	 <p><b>Carolyn Franklin</b></p>	 <p><b>Phil Sanders</b></p>	 <p><b>Bob Pierce</b></p>	 <p><b>Ben Fusco</b></p>
--	--	--	--	---

## MONTHLY CLUB ACTIVITIES

PLEASE NOTE THAT SIG TIMES, DATES AND LOCATIONS ARE SUBJECT TO CHANGE.  
FOR THE LATEST INFORMATION CONTACT , VIA E-MAIL, THE RESPECTIVE SIG LEADER AS LISTED BELOW.

Corel Graphics/Photo SIG	First Tuesday Podnuh's Bar-B-Q	7:00 P.M.	Glenda Conradi	glenda@conradi.com
Digital Photography SIG	First Thursday Room 310, Bronson Hall	7:00 P.M.	Bill and Cisly Morgan	cisly@shreve.net
MS Word SIG	Second Thursday 2:00 P.M. Broadmoor Library		J C Barnett	jcbarnett875@suddenlink.net
Board of Directors Meeting	6:30 PM Before the Membership Meeting		Pat Joyner	patbj@bellsouth.net
General Meeting	Third Thursday Bronson Hall, Room 310	7:00 P.M.	Pat Joyner	patbj@bellsouth.net
Windows SIG	Fourth Thursday Podnuh's Bar-B-Q	7:00 P.M.	Bernie Conradi	bernie@conradi.com
Saturday SIG	Fourth Saturday Broadmoor Library	2:00 P.M.	Pat Joyner	patbj@bellsouth.net
Getting Started SIG	Third Monday Hamilton/South Caddo Library	9:30 A.M.	Bob Pierce	bobpierce1942@bellsouth.net

IF YOU NEED INFORMATION ABOUT THE SIG'S SUBJECT, MEETING PLACE OR TIME,  
PLEASE CONTACT THE PERSONS LISTED ABOVE

### Meeting Places

Podnuh's Bar-B-Q - 1146 Shreveport-Barksdale Hwy (Corel Graphics/Photo SIG; Windows SIG)  
Room 310, Bronson Hall LSUS--Northside of campus (General Meeting, Digital Photography SIG)  
Broadmoor Library-- 1212 Captain Shreve Drive - (MS Word SIG; Saturday SIG)  
Getting Started SIG Hamilton/South Caddo Library, 2111 Bert Kouns

## Meet Our NWLAPCUG Officers



Pat Joyner  
President & Director




Dr. John Hardin  
Vice Pres. & Director



Jack Barnett  
Secretary & Director



Robert Saucier  
Treasurer & Director



Bob Franklin  
Director



Bob Pierce  
Director



Lee Sepulvado  
Director