

RED RIVER MONITOR



Volume 22 No. 4

NWLAPCUG, Inc. Newsletter

April 2010

Review of the March 2010 Membership Meeting by Bob Pierce

The Board of Directors meeting opened with Bob Pierce presiding due to the absence of President Pat Joyner. The minutes of the previous month's meeting were read. There being no questions or comments, the minutes were approved as read. The Treasurer's Report was presented by Robert Saucier, Treasurer. There being no questions or comments, the Treasurer's Report was approved as read. The floor was then opened for old business. It was confirmed that all old business action items had been completed. The floor was then opened for new business. There being no new business items presented, the Board of Directors meeting was adjourned.

Robert Saucier then introduced our guest speaker for the meeting, Mary Jarzabek. Her current endeavors at LSU-S include being in charge of the Electronic Media Journalism program. She teaches TV production, media law, some theatre courses and public speaking. Most recently, her students have begun to produce an LSU-S Student News newscast, which she will be showing us during her presentation. Mary has a BA degree from LSU-S and a Master's degree from ULM and has worked in communications with KNOE and KSLA. Mary has opted to tell us how her students at LSU-S have developed a student news program that is available to everyone on "You Tube", a popular social networking site.

"You Tube" was started by three guys and was made available to college students to use as a means of sharing studying resources. Later, it was opened to high school students and then to the world. After three years, the original owners sold it to Google for 1.3 billion dollars (see – Bill Gates is not the only one who can do it.). From the original study aid, if you scan through this site now, you can see

such topics as how to sharpen scissors, how to unclog a toilet, how to cut men's hair, yoga for beginners, how to tie a bow tie, how to quickly peel an egg, and many others. As can be seen, the user can post just about any video on "You Tube" as long as it fits the User Agreement. Videos are limited to ten minutes and should not include any copyrighted material. Read the User Agreement carefully before submitting a video clip.

Mary then took the group on a tour of their video studio and gave some demonstrations of the state-of-the-art equipment. She introduced Arden Stone to us. He showed how they applied the compression process and the latest software that allows the user select the format (mpeg2, mpeg4, etc.) and do video and audio editing. Mary and Arden both agreed that LSU-S is looking for more high tech equipment and more "Hi-Def" video cameras.

If you would like to watch a broadcast of the LSUS Student news, here's how to get there:

- 1) Go to <http://www.youtube.com/>.
- 2) In the search box, type LSUS STUDENT NEWS.
- 3) Select the broadcast you want to watch. Turn on your speakers to hear the audio.

While you are on the site, you might should look around and see some of the many video clips available for viewing. The number of subjects is somewhat mind-boggling, but I am sure you can find something of interest.

There was no drawing for the cash door-prize this month, so we will try to get that back in the process next month. The meeting then adjourned.



Users Helping Users

Red River Monitor

Published by
**Northwest Louisiana personal
 Computer User Group, Inc.**
 6658 Youree Drive Suite 108-112
 Shreveport, LA 71105

Editor: Phillip Sanders
 Co-Editor: Ben Fusco

The opinions expressed in the articles in this newsletter are not necessarily those of the editor or publisher. Mention of products by their trade name does not in any way constitute endorsement by anyone.

Permission to reproduce portions that are not specifically indicated as printed courtesy of any computer magazine is given to other computer user groups for non-profit use. All other reproduction is prohibited without the specific written permission of the original source.

NWLAPCUG, Inc. is a non-profit organization.

Member of APCUG



Newsletter Articles Welcomed

Please submit articles for newsletter, in RTF file format, by the first day of the month to
 Phillip Sanders- phillip479@aol.com
 And to Ben Fusco-benfusco@bellsouth.net

Officers & Board of Directors

President	Pat Joyner	798-2766
Vice Pres.	Dr. John Hardin	861-3408
Secretary	Jack Barnett	968-2372
Treasurer	Robert Saucier	861-2235
Bob Pierce		686-0203
Bob Franklin		933-1235
Lee sepulvado		687-2088

Membership Dues

Full: \$15.00 a year
 Spouse: \$6.00 a year
 Student: \$10.00 a year

Visit Our Web Site
<http://www.nwlapcug.com>

Words From the President

Pat Joyner



Well most of us are busy using our computers to finish up taxes, this year. It is amazing how important these machines have become in our lives. We correspond with one another, we sort and catalog pictures, play games and use software to do a myriad of tasks. We have software to construct power point presentations, edit and adjust pictures ,search the internet for many answers.

Anytime I need an answer or definition a google search will generally provide it.

I tend to install programs that I don't use that often which slows the computer down and requires a yearly review to fix.

Pat Joyner

Photos taken at the March 2010

Membership Meeting

By Glenda Conradi



Mary Jarzabek



**Mary Jarzabek
 Arden Stone**



**Group In Video
 Studio Classroom**



**Mary Jarzabek
 Robert Saucier**

April 15th Membership Meeting

Everything you ever wanted to know about National Bank (oh, our Club's account is there).
"On Line Banking" Barbara is a Shreveporter...a true native...a

graduate of Byrd High School and of Louisiana
Is to be covered at this Thursday night's membership meeting. Tech University. She's been in banking 25

Whether we like it or not, this is the coming years, with 6 of those years at Citizens Bank.
thing. We see it more everyday...the U. S. Gov- But the best part, she has been doing Inter-
ernment wants us to have direct deposits for our net banking since 1995 and she'll cover it best
Social Security checks; on line filing for your In- because she uses it.

come Tax gets you an early refund (if you ever We'll talk about 'what is On Line banking...
get that); our post office is going broke because how it works...about it's security and I bet she
we are more and more paying our bills by "On will even come with an application or two, so you
Line" and not having to send our checks by can join up with Citizens National Bank and get
mail....etc. you started, NOW.

There are so many companies pushing 'on It's what Banking is coming to, so "come on
line'....I went to a Credit Union meeting the other down' and let's let Barbara tell us all about it.
day, and there was a wonderful new TV set be- You'll be surprised.

ing given away, but you could only be in that See you Thursday April 15th, at 7:00 PM for
drawing for the TV, if you signed up for "on line" the meeting.... but a little refreshments just be-
banking. fore that. Its in room 310, Bronson Hall...LSU-S.

So just to get some idea of 'what it is', we are You come and see, you hear.
having at our podium, **Barbara Terry, Vice**
President and a Branch Manager of Citizens

Door Prizes for Our Membership Meetings

Yep....we still have a Cash Door Prize...of late, we've had some
complications and were not able to have a drawing, but we're now
back on track and we will be ready to go this Thursday....and you
MUST be present to win.

Not only is CASH nice....but we've got a "how to" program for
you again this meeting and we teach you all about "On Line" Bank-
ings.

Just come and see.

Corel Graphics/Photo SIG, March, 2010

by Glenda Conradi



We try to find some tips each month that may help us get better results when we are taking photos and also help with the editing process. In March we looked at some tips about things we should consider to help us get better digital photos.

To start with take the time to do some research before you buy that new camera. There is a wealth of information on line. You can read reviews on almost any camera on the market to help you decide which camera to buy. One good source that I use often is Steves-Digicams, where you can check out many brands and models of cameras, you can choose cameras by megapixel, see what features they have, look at pictures of the camera and in some cases view videos or examples of photos taken with them. The Web URL is www.steves-digicams.com

Next become familiar with your cameras settings and functions. Reading the manual can be a real help. Have the camera handy and look at the settings and functions as you read. Take test pictures as you go. A good thing to look for in the book is the page with instructions on how to set the camera back to its default settings. When taking a picture look at LCD screen, or through the viewfinder to make sure you can see everything you want in your picture.

Experiment with shooting from different angles instead of just straight ahead. If your camera will let you take continuous shots try this feature out, especially when the subject is moving.

Try different white balance settings, such as a cloudy setting when shooting in bright outdoor light. Usually the best photos are those that are simple and present the subject in a clear, uncluttered way. Always have your camera with you, and shoot more pictures. You may be pleasantly surprised when you look at the pictures on your computer monitor and see things in it that you did not notice in the viewfinder or small LCD screen on the camera. Experiment with polarized lens to warm up the tones of a photo. Or try shooting with sunglasses placed close to camera lens.

Use fill flash outdoors to soften harsh shadows caused by the bright sun and when the subject is in the shade. Try the macro setting to get close up shots. Be aware of natural lines and the horizon to help you capture level images. Use large capacity memory cards and take photos at the highest resolution your camera offers. Put your camera on a tripod or flat surface, and activate the cameras self timer, so you can add yourself to the photo

Take Better Photos By Using Good Composition. Understand the basic of good photo Composition: - Learn the "rule of thirds." - Carefully frame your subject -Crop your photos visually - Change the angle you shoot from - Achieve the right balance in your photos - Add an element to your photo to convey perspective - Draw the viewer's eyes through the photo.

Last month we did a brief review of the recently released Corel PaintShop Photo Pro X3 and looked at some of its new features. In late February Corel release the latest version of CorelDRAW and Corel PHOTO-PAINT in the CorelDRAW Graphics Suite X5 bundle which contains both programs as well as Corel PowerTRACE X5, Corel Capture X5, Corel Connect for organizing content, Swish miniMax 2 a Web graphics animation tool, PhotoZoom Pro 2 a PHOTO-Paint plug-in to enlarge digital images and Bitstream Font Navigator, which is an excellent program for managing, organizing and controlling your fonts. The program also has new professionally designed templates and learning materials that include video tutorials and expert tips and it has expanded file compatibility with support for over 100 file formats. There is even more.

We hope you will be able to make the next Corel Graphics/Photo SIG on the first Tuesday of the month at 7:00 p.m. at Podnuh's Bar-B-Q, located at 1146 Shreveport-Barksdale Hwy. The room in the back is reserved starting at 6:00 p.m. for those of us who would like to eat and want to do it before the meeting starts. Of course it is fine to eat during the meeting, too. Everyone welcome, bring a friend. Please let me know if you have questions, or suggestions, that can be used in our SIG meetings for part of the program. If there is something you would like to see covered at one of our meetings you can email me at glenda@conradi.com.

Windows SIG March 2010

by Bernie Conradi



On a very nice warm spring evening the monthly Windows SIG had a packed house. There were 25 people in attendance this evening. It is very good to see so many attend our meetings. The more people in attendance, the more we learn from each other. As usual we reminded all of the latest Windows updates and antivirus dat files. We cannot let a month go by without reminding all of the importance of keeping your computer files up to date at all times. We gave some of the dates that Microsoft will no longer support some of the older Windows programs. I reminded all of the new Firefox version 3.6.2, which is an update that all should get. This is a critical security update to this browser. Patti Bettis told us about a free program called, "Photo Wipe". We went to the web site and looked at some of the features offered by this free program. Patti said she was having fun with this program. I also downloaded and installed the free version of EnhanceMeSe7en program. You can download it from www.seriousbit.com. This is an all inclusive program similar to CCleaner with added features. Patti also told us that she has downloaded the beta of Microsoft Office 2010 and really likes this new program. It is available as a free download until the final version is released for sale. Margaret McGilvery has also downloaded it and likes the fact that this version has Outlook. J C Barnett asked about how to speed up Internet Explorer. He has one computer that it runs really slow when trying to use IE8.

We then had a quick power point presentation on Wi-Fi security and things to look out for if you use a public Wi-Fi in airports, restaurants, etc. We used the remainder of the evening looking at, in detail, a couple of the new features in Windows 7. We started out showing the new Windows Calculator, talking about how it is no longer just a basic calculator but has many features. It now has a Scientific, Programmer, Statistics, Unit Conversion, Date Calculation, and worksheets to calculate mortgages, gas mileage, etc. It is worth looking at to see what all it will do. We then moved on to Windows 7 Jump Lists. We demonstrated how easy and convenient they are and how to use them. My comments are that I use them regularly and know that they save you time getting to documents that you use daily. Jump lists are a replacement for the Most Recent Documents in previous editions of Windows. The difference is that the Jump Lists are program specific. In other words you get the recent documents for Word with the Word icon and you get the recent documents for Power Point with the Power Point icon, etc.

Please join us at 7:00 PM on April 22, 2010, at Podnuh's Bar-B-Q on Shreveport-Barksdale Highway. Everyone is invited to attend. I am looking forward to suggestions for upcoming programs, as I want to present subjects of interest for all in the group. Let me hear from you. You can email me at bernie@conradi.com.

Bernie Conradi, Windows SIG Leader

Newsletter Articles Welcomed

Please submit articles for the newsletter, in RTF file format,
by the first day of the month to

Phillip Sanders- phillip479@aol.com And to Ben Fusco-benfusco@bellsouth.net

NWLAPCUG's **S**pecial **I**nterest **G**roup Leaders







Our SIG leaders are in the heart of NWLAPCUG's monthly activities. See the chart on the last page of this newsletter for the monthly schedule of their meetings. Every member is welcome to attend any or all of their meetings and for as many times as they wish. All of this with *no extra fees* involved.

SIG leaders are dedicated to sharing their expertise in their particular programs. Their meetings include presentations, demonstrations and

cover questions and answers. In some cases, handouts may be furnished.

Following the SIG meeting, a number of the SIG leaders will submit an article, reporting on the activities of their meeting, for publication in the next month's newsletter.

Members are encouraged to take a tour of these SIGs and determine which one or more appeals to their liking.

 <p style="text-align: center;">J.C. Barnett Word SIG</p>	 <p style="text-align: center;">Pat Joyner Saturday SIG</p>	 <p style="text-align: center;">Bernie Conradi Windows SIG</p>	 <p style="text-align: center;">Glenda Conradi Corel Graphics/Photo SIG</p>
 <p style="text-align: center;">Bill & Cisly Morgan Digital Photography SIG</p>	 <p style="text-align: center;">Bob Pierce Beginner's SIG</p>		

Members Furnishing Newsletter Articles

Computer related newsletter articles are welcomed from our members who are other than SIG leaders. We appreciate as few as one article a year. Or as many (not to exceed one per month) as you would like to generate. The range of topics is virtually

unlimited. To name a few, your experience/opinion with certain software programs, the entertainment and educational value in computer use, How To's, Tips, etc. etc. Your participation may surface one of your great hidden talents.

 <p style="text-align: center;">Bob Franklin</p>	 <p style="text-align: center;">Carolyn Franklin</p>	 <p style="text-align: center;">Phil Sanders</p>	 <p style="text-align: center;">Bob Pierce</p>	 <p style="text-align: center;">Ben Fusco</p>
--	--	--	--	---

MONTHLY CLUB ACTIVITIES

PLEASE NOTE THAT SIG TIMES, DATES AND LOCATIONS ARE SUBJECT TO CHANGE. FOR THE LATEST INFORMATION CONTACT , VIA E-MAIL, THE RESPECTIVE SIG LEADER AS LISTED BELOW.

Corel Graphics/Photo SIG	First Tuesday Podnuh's Bar-B-Q	7:00 P.M.	Glenda Conradi	glenda@conradi.com
Digital Photography SIG	First Thursday Room 310, Bronson Hall	7:00 P.M.	Bill and Cisly Morgan	cisly@shreve.net
MS Word SIG	Second Thursday 2:00 P.M. Broadmoor Library		J C Barnett	jc Barnett875@suddenlink.net
Board of Directors Meeting	6:30 PM Before the Membership Meeting		Pat Joyner	patbj@bellsouth.net
General Meeting	Third Thursday Bronson Hall, Room 310	7:00 P.M.	Pat Joyner	patbj@bellsouth.net
Windows SIG	Fourth Thursday Podnuh's Bar-B-Q	7:00 P.M.	Bernie Conradi	bernie@conradi.com
Saturday SIG	Fourth Saturday Broadmoor Library	2:00 P.M.	Pat Joyner	patbj@bellsouth.net
Getting Started SIG	Third Monday Hamilton/South Caddo Library	9:30 A.M.	Bob Pierce	bobpierce1942@bellsouth.net

IF YOU NEED INFORMATION ABOUT THE SIG'S SUBJECT, MEETING PLACE OR TIME, PLEASE CONTACT THE PERSONS LISTED ABOVE

Meeting Places

Podnuh's Bar-B-Q - 1146 Shreveport-Barksdale Hwy (Corel Graphics/Photo SIG; Windows SIG)
 Room 310, Bronson Hall LSUS-Northside of campus (General Meeting, Digital Photography SIG)
 Broadmoor Library- 1212 Captain Shreve Drive - (MS Word SIG; Saturday SIG)
 Getting Started SIG Hamilton/South Caddo Library, 2111 Bert Kouns

Meet Our NWLAPCUG Officers



Pat Joyner
President & Director




Dr. John Hardin
Vice Pres. & Director



Jack Barnett
Secretary & Director



Robert Saucier
Treasurer & Director



Bob Franklin
Director



Bob Pierce
Director



Lee Sepulvado
Director