

RIVER MONITOR



Volume 20 No. 5

NWLAPCUG, Inc. Newsletter

May 2008

Review of the April 2008 Membership Meeting by Bob Pierce

President Pat Joyner called the meeting to order. He announced that the club has made a couple of meaningful purchases. We now have our own club computer that is available to the SIGs for use in their meetings and for other purposes as deemed proper. Our other purchase is a microphone to be used at our meetings in the Science Lecture Auditorium on the LSUS campus. Pat also noted that we had a member present that had not been in attendance lately. She had traveled all the way down from Lincoln, Nebraska. It was good to see Kathleen Mangham again and she had an opportunity to catch up on all the goings on in the club.

I'm sure that we have all at one time or another heard the old joke about waiting for the kids to get home so that they can tell us how to do something or maybe explain what "lol" means – again. Well, it happened for real at our April membership meeting. Three local students from C. E. Byrd High School gave us the 411 (information) on how to go about building a website. Mr. Joshua Backes, Mr. Nathan Yacovissi and Mr. Hayden Flint kept us spellbound as they went through the steps of building a web site. Their software of choice is "Dreamweaver". It was recommended that the user have on hand a good reference book on Dreamweaver, HTML, CSS and JAVA. While it is not absolutely necessary that the user be knowledgeable about these software packages, it will be discovered that a little familiarity will be very helpful. Therefore, keep the books readily available for reference as you build your site. There are a number of terms you will need to learn, i.e. side bar, wrapper, title bar, borders, nav bar, etc., and the books will be a necessity for the novice web site designer.

As we moved on through our discussion, we learned that there are a number of sections of the page that are all designed separately. The first of

these is the footer section and this usually contains such information as privacy policies and other general information. We then moved to the head section and learned that this defines the background information of the web page. In the next phase, you will begin coding in the body section and the web page begins to start showing a little form. For those users that opt to type in their coding they will notice that it resembles DOS. If you don't relish the thought of a lot of typing, Dreamweaver also features a "design" option. You basically tell the computer what you want and it does the coding for you. Isn't that neat? One item that Josh emphasized in his presentation is that when typing, if you open a particular line or lines of coding, you must remember to close the item when you are through with it. Otherwise you might be sending your computer into one of those never-ending loops we are all familiar with.

There are others features of Dreamweaver that make it desirable to web page designers. One of these is the ability to build a table on your web page and have each cell in the table function as a link to other web sites. There are also other software packages available, one of the most popular being Front Page. Don't forget to search the web for "freebies". Decide what features you want and look for the software that can get you to your goal. Some software will allow you to have a slide show or movie on your Website. When searching for your software, keep in mind that you will from time to time want to edit or make changes to your web page. You want to be sure the software you select will allow this operation.

If you want to see some of the handiwork of our three students, take a look at the C. E. Byrd High School web site (www.cebyrd.com). They are the primary designers of this site and it includes all the features that were discussed in their presentation.



Users Helping Users

Red River Monitor

Published by
**Northwest Louisiana personal
 Computer User Group, Inc.**
 6658 Youree Drive Suite 108-112
 Shreveport, LA 71105

Editor: Phillip Sanders
 Co-Editor: Ben Fusco

The opinions expressed in the articles in this newsletter are not necessarily those of the editor or publisher. Mention of products by their trade name does not in any way constitute endorsement by anyone.

Permission to reproduce portions that are not specifically indicated as printed courtesy of any computer magazine is given to other computer user groups for non-profit use. All other reproduction is prohibited without the specific written permission of the original source.

NWLAPCUG, Inc. is a non-profit organization.

Member of APCUG



Newsletter Articles Welcomed

Please submit articles for newsletter, in RTF file format, by the first day of the month to
 Phillip Sanders- phillip479@aol.com
 And to Ben Fusco-benfusco@bellsouth.net

Officers & Board of Directors

President	Pat Joyner	798-2766
Vice Pres.	Dr. John Hardin	861-3408
Secretary	Jack Barnett	968-2372
Treasurer	Robert Saucier	861-2235
Joe Cislaghi		636-6922
Bob Pierce		686-0203
Judy Wilson		683-0347
Bob Franklin		933-1235

Membership Dues

Full: \$15.00 a year
 Spouse: \$6.00 a year
 Student: \$10.00 a year

Visit Our Web Site

<http://www.nwlapcug.com>

Words From the President



The club has purchased a laptop for the use of the SIG leaders with their presentations. It is a Toshiba P205D with a AMD dual core processor and 2GB of Ram. The computer has Windows Vista ultimate as the operating system. It also has

Microsoft Office 2007 and Paint shop Pro XI installed.

We have also installed a virtual PC with Windows XP as its operating system. This should take care of all Vista driver incompatibility problems. We can install any program necessary for a presentation that's needed.

If You have a need for this please contact me.

Pat Joyner

**MINUTES OF BOARD OF DIRECTORS MEETING
 MONDAY 17 MARCH 2008**

- I. CALL TO ORDER: At 3:00 P.M., Hamilton/S.Caddo Library.
- II. QUORUM: Absent: Dr. Hardin.
- III. GUESTS: Jack Couvillion; Ben Fusco.

IV. OFFICERS REPORTS:

A. TREASURER: Bank: \$1,270.32; CD: \$5,449.75; Total: \$6,770.07.

B. SECRETARY: Minutes of 18 February approved.

C. PRESIDENT: After months of discussion it was unanimously approved that Pat purchase a laptop for club use. Pat has acquired Toshibas for his own use and recommends that brand for the club. Approved.

V. COMMITTEE REPORTS:

A. PROGRAM: Robert suggested that we ask one of Melanie Cathey's students, Joshua Backes, to present a program on website design.

The Program for March will be a presentation by Channel 3, KTBS, on their use of computers in predicting the weather and presenting that information to their viewing public. The Program will be at their Studios.

VI. We have learned informally that the ComputerSheaux scheduled for Saturday 22 March has been canceled, with no new date being set. It is considered that no new events will be planned.

VII. ADJOURNMENT: At 3:55 P.M.

Correction

In lasts months news letter the article credited to Carolyn Franklin was written by her husband Bob Franklin.

Preview of the May 15th, 2008 Membership Meeting by Robert Saucier

Mark Goadrich, Ph.D, comes to us from Centenary College, our First to my knowledge from that great school. Mark is the Broyles Eminent Scholars Chair of Computational Mathematics and an Assistant Professor of Computer Science at Centenary College of Louisiana.


He is our second Doctorate to stand at our podium since the Head of the Business School at LSU-S did a few years back.

Mark said he wants to share with us his incoming new students favorite lecture on programming in PYTHON, a simple language which he uses successfully in his introductory programming courses, and demonstrate how to write a small game or two, to help people start programming on their own. The software to run PYTHON is free and available for download from the internet.

Our speaker did his undergraduate work at Kenyon College, in Gambier, OH and his graduate Ph.D work in Computer Science at the University of Wisconsin, Madison. Mark has been with Centenary for one year. His home town is Summerville, WV.

So....plan to be with us and welcome Mark as our guest speaker on Thursday May 15th. See YOU there.

Photos taken at the April 2008 Membership Meeting By Glenda Conradi



Mr. Joshua Backes, Mr. Nathan Yacovissi
and Mr. Hayden Flint



Corel Graphics/Photo SIG, April, 2008

by Glenda Conradi



At our April meeting we went over the tips on the tip sheet. One addressed the problem some digital cameras have capturing the color purple. I brought examples, and print outs, of pictures of purple items I had taken on some of my digital cameras. Two cameras

did a pretty good job of representing the color purple and one did not. So, apparently, all digital cameras do not register colors the same.

We also talked about things you need to consider when out and about taking pictures, such as what you can legally take pictures of. It is surprising what is allowed, as long as you are in a public place. You can go to the following Web sites and get some tips on what should be safe to photograph, just remember laws are different in some states and countries, so make sure you know the rules for where you are taking photographs. Look at: <http://www.krages.com/ThePhotographersRight.pdf> -(The Photographer's Right)

<http://photojojo.com/content/tips/legal-rights-of-photographers> -(Ten Legal Commandments of Photography)

Next in our program we were given a very interesting, and in-depth, demonstration by Al Taglavore on how to calibrate your computer monitor so the colors are true and you can achieve more accurate print outs of your photos. Al used his ColorVision Spyder2 Pro program, attached the provided colorimeter to his laptop screen and showed how you use the provided software to set things up, then the professional monitor calibration software guided us through the entire calibration process on his laptop computer screen as Al explained the procedure. Al showed us the difference of the before and after results on his

computer screen and also the color accurate prints he had printed at an on line printing service. This device can also be used to calibrate printers and projectors. We want to thank Al for bringing his equipment to demonstrate with, and for the time he spent putting together this excellent demonstration.

Next we took a look at using two photo-editing programs to apply watercolor effects to a photo. Neither of the programs gave a satisfactory watercolor effect to the photo, with the adjustments offered with the filters. Going into the programs and using some of the other tools, such as the clone, blend or airbrush tools to make further adjustments may improve the results.

We also spent some time showing how to change you desktop background, commonly referred to as wallpaper. This turned out to be a subject that generated a lot of interest, and a lot of questions. The problem some people were having was getting a background photo they were using to remain available for later use after they changed to a different picture. Carole White said she made a folder just for the pictures she wanted to use as wallpaper and she was able to easily go to that folder to find them when she was ready to change one.

We hope you will be able to make the next Corel Graphics/Photo SIG on the first Tuesday of the month at 7:00 p.m. at Podnuh's Bar-B-Q, located at 1146 Shreveport-Barksdale Hwy. The room in the back is reserved starting at 6:00 p.m. for those of us who would like to eat and want to do it before the meeting starts. Of course it is fine to eat during the meeting, too. Please let me know if you have questions, or suggestions, that can be used in our SIG meetings for part of the program. If there is something you would like to see covered at one of our meetings you can email me at glenda@conradi.com.



Kodak Digital Camera



Canon Digital Camera



Gateway Digital Camera

Windows SIG April 2008

by Bernie Conradi



There were 22 people in attendance this evening. As usual we started out reminding all to keep their computers and anti virus up to date but setting the preference to automatic. The new version of AVG Free, Version 8.0, was just release and I

had it installed and was able to demonstrate some of the features and show what it looked like. I think it is an improvement and it also adds an AVG Security Bar to your browser to help protect you from exploits, hacked sites, phishing/fraud scams, and other threats. The AVG Search Shield will place ratings on your search results. Also, a function to help protect you. You can turn this feature off when you install the program, so watch the installation screens to make sure you get this function if you want to try it out. The freeware/shareware for the month we talked about Windows Live Photo Gallery: Simplify the way you work with photos. Windows Live Photo Gallery makes it easy to import, organize, edit, and share your digital memories. <http://get.live.com/photogallery/overview>

And it is Free! Speed Connect, Connection Tester, is a free program to check your connection speed. Lets you know your download speed. <http://www.cbs-soft.com/> and the Folder Marker program that you can use to put some color in for folder in Windows Explorer. Carole White told us about www.slacker.com which is a music site and Pat McDowel gave us a 1-800 number you can use to get free directory assistance. It is 1-800-373-3411

(1800FREE411). The program for the evening was about spring cleaning of your computer. We talked about ways to clean your keyboard, monitor and the area around the computer. Also, talked about cleaning the hard drive by eliminating unused software, temporary internet files and cookies. I suggested using the program AM-Deadlink, to help clean up your bookmarks. Bob Franklin said the Google had a good program to use for the same purpose. We also talked about 25 things to do or not to do when using email. Some examples were to use BCC (Blind Carbon Copy), not forwarding all the addresses when forwarding a message and not sending sensitive information, like passwords, account numbers, etc. in a email. Patti Bettis suggested using the program Tornado, to help transfer files and programs from your old computer to the new computer. This was a response to a question from Clyde Santifer. David Huckabee mentioned Laplink program called PC Move would do the same thing. Carole White asked about the preference settings in a wireless keyboard.

Please join us at 7:00 PM on May 22, 2008, at Podnuh's Bar-B-Q on Shreveport-Barksdale Highway. Everyone is invited to attend. I am looking forward to suggestions for upcoming programs as I want to present subjects of interest for all in the group. Let me hear from you.

You can email me at bernie@conradi.com.

Bernie Conradi, Windows SIG Leader

Reminder of the Next Membership Meeting

When: May 15 2008-- 6:00PM social, with the meeting to begin at 7:00PM

Where: LSU-S Science Lecture Hall on Youree Drive at LSU-S

At the time this newsletter was published there was no information on what the program would be.

Guest are also welcome to attend. Info: 861-2235

Digital Photo April—2008

by Bill & Cisly Morgan



Although there were a few bumps along the way, namely weather and scheduling, we were finally able to do the April SIG three weeks late. And even with those problems, we had a nice group at the Hamilton South Caddo Library.

Nearly the entire time was spent working on and showing the differences in the camera setting and why certain settings should be chosen over others. We looked at quite a few pictures taken at the different light, and white balance settings; then another group of pictures “bracketed” from vastly over-exposed to vastly under-exposed.

We stressed our opinion that all pictures, no matter what light conditions, should be taken with the camera set on “sunshine,” and we read a quote from the book, Quick Snap Guide to Digital SLR Photography by David D. Busch, that agreed with us. We know this seems to contradict what we read in most articles and most manuals. And we agree, if you are going to snap pictures with your digital camera then take the memory card to Wal Mart to be printed it would be best to set the camera for whatever light is available; but we don’t consider this as being true “Digital Photography.” We consider this as “taking snapshots.” You would not need a computer or software for this type of picture taking.

As we showed with examples, the camera only records all of the true colors it sees when it is set on sunshine. On all other setting, clouds, shade, indoor lighting, and others, the camera

is adjusting the light before it records the image. It is not recording what it sees. It is actually doing some of the same adjustments that can be made with photo editing software in your computer. The bottom line is, if you manually change the light source, you do not have an original image; you have a manipulated image. And as David D. Busch said in his book, “...Settings for a specific type of light, can ruin your photos beyond fixing in an image editor...”

We spent quite a lot of time showing that is easy to adjust the color balance with the computer software and that you will have much truer color by doing it that way.

We then spent some time showing the value of bracketing. That is taking several pictures with the “exposure bios,” or as we commonly refer to it as +/-, set on several settings thus slightly under-exposing and slightly over-exposing a subject in order to get the best result. We also showed that a slightly under-exposed picture has more information or more detail than a slightly over-exposed picture. There is more color saturation in darker pictures than in pictures that are too light. With Photo editing software, underexposed or dark pictures can be corrected; however, overexposed or light pictures simply do not have the information to correct all of the color values. We like to use the term that the highlights are “Blown out.”

We finished up by showing how we use the computer and our camera to help us with some of our crafts and foolishness. Some of it may not be worth much but we have a lot of fun doing it.

Reminder

Our SIGs are a great source of information. They are for the use of our Members, Non Members are invited as guests.

NWLAPCUG's Special Interest Group Leaders







Our SIG leaders are in the heart of NWLAPCUG's monthly activities. See the chart on the last page of this newsletter for the monthly schedule of their meetings. Every member is welcome to attend any or all of their meetings and for as many times as they wish. All of this with *no extra fees* involved.

SIG leaders are dedicated to sharing their expertise in their particular programs. Their meetings include presentations, demonstrations and

cover questions and answers. In some cases, handouts may be furnished.

Following the SIG meeting, a number of the SIG leaders will submit an article, reporting on the activities of their meeting, for publication in the next month's newsletter.

Members are encouraged to take a tour of these SIGs and determine which one or more appeals to their liking.

 <p>J.C. Barnett Word SIG</p>	 <p>Joe Cislighi Getting Started SIG</p>	 <p>Bernie Conradi Windows SIG</p>	 <p>Glenda Conradi Corel Graphics/Photo SIG</p>
 <p>Pat Joyner Saturday SIG</p>	 <p>Bill & Cisly Morgan Digital Photography SIG</p>		

Members Furnishing Newsletter Articles

Computer related newsletter articles are welcomed from our members who are other than SIG leaders. We appreciate as few as one article a year. Or as many (not to exceed one per month) as you would like to generate. The range of topics is virtually

unlimited. To name a few, your experience/opinion with certain software programs, the entertainment and educational value in computer use, How To's, Tips, etc. etc. Your participation may surface one of your great hidden talents.

 <p>Bob Franklin</p>	 <p>Carolyn Franklin</p>	 <p>Phil Sanders</p>	 <p>Bob Pierce</p>	 <p>Ben Fusco</p>
--	--	--	--	---

MONTHLY CLUB ACTIVITIES

**PLEASE NOTE THAT SIG TIMES, DATES AND LOCATIONS ARE SUBJECT TO CHANGE.
FOR THE LATEST INFORMATION CONTACT , VIA E-MAIL,THE RESPECTIVE SIG LEADER AS LISTED BELOW.**









Corel Graphics/Photo SIG	First Tuesday Podnuh's Bar-B-Q	7:00 P.M.	Glenda Conradi	glenda@conradi.com
Digital Photography SIG	First Thursday Room 123, Science Bldg., LSU-S	7:00 P.M.	Bill and Cisly Morgan	cisly@shreve.net
MS Word SIG	Second Thursday 2:00 P.M. Broadmoor Library		J C Barnett	jc Barnett875@suddenlink.net
Getting Started	Third Monday 9:30 AM—Hamilton/S. Caddo Library		Joe Cislighi	cislighij@bellsouth.net
Board of Directors Meeting	Mon. in the week of the General Mtg. 2:00 P.M. Hamilton/S. Caddo Library		Pat Joyner	patbj@bellsouth.net
General Meeting	Third Thursday LSU-S Science Lecture Auditorium	7:00 P.M.	Pat Joyner	patbj@bellsouth.net
Windows SIG	Fourth Thursday Podnuh's Bar-B-Q	7:00 P.M.	Bernie Conradi	bernie@conradi.com
Saturday SIG	Fourth Saturday Broadmoor Library	2:00 P.M.	Pat Joyner	patbj@bellsouth.net

IF YOU NEED INFORMATION ABOUT THE SIG'S SUBJECT, MEETING PLACE OR TIME,
PLEASE CONTACT THE PERSONS LISTED ABOVE

Meeting Places

Podnuh's Bar-B-Q - 1146 Shreveport-Barksdale Hwy (CorelDRAW/Graphics SIG; Windows SIG)
 LSUS Science Lecture Auditorium - South side of Campus (General Meeting)
 Room 123, Science Building-Southside of campus (Digital Photography SIG)
 Broadmoor Library- 1212 Captain Shreve Drive - (MS Word SIG; Saturday SIG)
 Hamilton/S. Caddo Branch Library, 2111 Bert Kouns (Board Meetings; Getting Started SIG)

Meet Our NWLAPCUG Officers

 Pat Joyner President & Director	 Dr. John Hardin Vice Pres. & Director	 Jack Barnett Secretary & Director	 Robert Saucier Treasurer & Director
 Joe Cislighi Director	 Bob Franklin Director	 Bob Pierce Director	 Judy Wilson Director