

RED RIVER MONITOR



Volume 25 No. 05

NWLAPCUG, Inc. Newsletter

May 2011

Review of the April 2011 Membership Meeting by Bob Pierce

We failed to have a quorum of Directors, therefore there was no Board of Directors meeting. Also, there was not a quorum of members, and no election for new Directors was held. Our attendance numbers at the regular membership meetings are really sad. I invite everyone to send their comments and suggestions to improve attendance to me at bobbierce1942@bellsouth.net. I will compile the ideas and submit them to the membership.

We then enjoyed a very delightful presentation by our own Carole White. Carole shared with those of us who were there how she combines two of her favorite pastimes, photography and computers, to make her own personalized greeting and note cards. She noted that she had a third pastime, fishing, and if the fish were not biting, she would have a camera with her and change over to photography. We had the opportunity to view some of her photography in a slide show that she used to introduce her program. She related how she had gotten started in the note card endeavor by doing some work for charity through her church. They were raising money to buy service dogs to assist people with disabilities, such as heart trouble, diabetes, blindness, deafness, etc.

In order to get started in this process, Carole gave us a list of basic supplies. First, you need a good quality heavy-duty paper cutter. There are some deluxe versions available that allow the user to change cutting blades for special effects, such as scalloped edges. Next you need a good spray-on adhesive to affix the photos to the cards. Also, a can of spray-on matte photo finish to protect the photograph from finger prints and smudges. Another helpful tool is a good hemostat (or tweezers, as us laymen call them) to hold the print while you are spraying on the adhesive. Always use a good photo-quality printer

and a good camera. An SLR is preferred and you might want to have a short to medium telephoto lens if you to take animal pictures. Carole likes Ilford Gallery paper. Other tools used by Carole include Print Shop 23 by Broderbund to lay out her photos for printing and Corel Paint Shop Photo Pro X3 to make corrections to the photos. You should also allow a little room between photos to have room to make your cuts. The only other material you need is the note cards and these are available just about anywhere. Look for cards that have a border or frame where the photo will be. This will help set off the photo.

Carole then went through her process. After selecting the print you want to use, make any corrections to the print that are necessary using a photo editing program of your choice. Using Print Shop or similar program, get your print the right size for your card and lay it out on the paper and print your selection. With the paper cutter, trim the print to fit the area to be used on the card. Holding a corner of the print with the tweezers, spray the back of the print with the adhesive and carefully place the print on the card. You must get it right the first time because the adhesive dries rather rapidly. Carole passed around some of the many cards she has made and gave us one for our use. This is an easy process that most of us can do easily with little investment. The prints can be general in nature or specific with pictures of the intended recipient. This was an excellent presentation and well received by those of us in attendance.

There was no drawing for the door prize this month.

The meeting adjourned.



Users Helping Users

Red River Monitor

Published by
**Northwest Louisiana personal
 Computer User Group, Inc.**
 6658 Youree Drive Suite 108-112
 Shreveport, LA 71105

Editor: Phillip Sanders
 Co-Editor: Ben Fusco

The opinions expressed in the articles in this newsletter are not necessarily those of the editor or publisher. Mention of products by their trade name does not in any way constitute endorsement by anyone.

Permission to reproduce portions that are not specifically indicated as printed courtesy of any computer magazine is given to other computer user groups for non-profit use. All other reproduction is prohibited without the specific written permission of the original source.

NWLAPCUG, Inc. is a non-profit organization.

Member of APCUG



Newsletter Articles Welcomed

Please submit articles for newsletter, in RTF file format, by the first day of the month to
 Phillip Sanders- phillip479@aol.com
 And to Ben Fusco-benfusco@bellsouth.net

Officers & Board of Directors

President	Pat Joyner	798-2766
Vice Pres.	Dr. John Hardin	861-3408
Secretary	Jack Barnett	968-2372
Treasurer	Robert Saucier	861-2235
Bob Pierce		686-0203
Bob Franklin		933-1235
Lee sepulvado		687-2088

Membership Dues

Full: \$15.00 a year
 Spouse: \$6.00 a year
 Student: \$10.00 a year

Visit Our Web Site
<http://www.nwlapcug.com>

**Photos taken at the April 2011
 Membership Meeting
 By Glenda Conradi**



**Carole White Gives
 April Program**



**Carole White Shows
 Clyde Santifer Her Camera**

May 19th Membership Meeting

Now, you're talking....a program that you can just talk to out loud and those commands are picked-up by the PC and are executed. Oh I don't really know that's exactly what happens, but we have as our speaker **James G. (Jim) Jones** who will come to our podium and explain to us the new program called **Dragon**.

This Dragon is a voice package program and while Jim is with us he will give information on the hardware that comes with Dragon and will cover the process of getting it installed and set up on your computer. He then will demonstrate how to use Dragon covering dictating and editing the dictation.

Jim since retiring from Lucent Technologies, 10 years ago where he worked as a plant mechanical engineer, he has enthusiastically pursued genealogical and family history research of his family line. He is currently President of the GENCOM genealogical Computer Society and is very active in other genealogical and history organizations in the Shreveport area.

He was born and raised in Unionville, LA, north of Ruston and has a BS in Mechanical Engineering from La Tech and also a BS degree in Computer Science from LSU Shreveport.

So, if you want knowledge about the hottest new program concerning the Computer...DRAGON IS YOUR CHOICE...JOIN US FOR THIS MEETING May 19th and you'll get to meet **Jim Jones** and he'll get you started in Dragon.

Can't wait?.....see you there and let's welcome Jim as our speaker.

7:00 PM is the time for our meeting, but come a little early and have refreshments.

Door Prize...at our Meetings

oh....oh....sorry, but it happens, as they say.

I forgot to bring the name tags for the Door Prize drawing for our meeting last month...SO....this time I hope it want happen again and our drawing will pick back up for our May Meeting with a \$20.00 dollar prize amount.

Got to be there to win...so we'll see YOU there.

Come on down.

Corel Graphics/Photo SIG, April, 2011

by Glenda Conradi



In April we started the program by looking at some things you need to be aware of and think about before you take a picture. Sometimes we are surprised when we view the photos we have taken on our computer monitor. We may not have noticed some little things, or sometimes big things, when we were looking at the camera's LCD screen or through the viewfinder while taking the picture. There may be shadows, unnoticed objects or even people you did not see. You may be able to use your photo editing programs to remove the distractions, but it would be a lot easier if you were able to avoid them when you compose your shot. You may be able to reposition a person that is the subject, especially if they are posing for you. Or you may need to change your position slightly so the distracting object does not show

up in the picture. If you are taking pictures in an area where other people may walk behind the subject, or object, you are trying to take a picture of you may be able to wait a few minutes, or sometimes only seconds, until the background is clear. If you are taking pictures early, or late, on a sunny day, when the sun is low in the sky, you may run into problems with long shadows. They may originate from trees, or other items, or even from you. Sometimes shadows are fun to work with and become an important part of the picture. Other times they may be a big distraction in the picture. You will have to decide what works and what doesn't.

Next we loaded a program called Picnik which is a quick and easy photo editing program that lets you edit your photos on a website on the Internet. You do not download the program to your computer but you do save your edited photos to your computer just as you would from your current photo editing program. It is easy to access and use. On the free version you will see ads but they do not interfere with editing your photos and many of the editing features are included in the free version. There is an option to register, still free, that lets you do some extra things, but you are not required to register. You can also upgrade to a premium version for an annual fee that adds some features that let you create with text, use special effects, stickers, frames, some editing tools that are not in the free version, and some other features.

The free versions gives you so much to work with to help you edit your photos that you should not need to upgrade to Premium version unless it is just something you want to do.. To use Picnik go to <http://www.picnik.com>, click "get started now." Select "upload a photo". From your files, click on the photo you wish to edit. Under the Edit tab there are many editing options to choose from. You can try out the "Fix your photos in just one click" tool and that may be as far as you need to go, depending on what needs to be corrected in your photo. You can crop, resize, and rotate and there are a lot of special effects to choose from. There is an exposure tool that lets you adjust the exposure, contrast, highlights, shadows and brightness of the photo. You can choose Auto Colors to remove unwanted color cast, or add a color cast with the Tint tool in the effects section. With Sharpen you can drag the Sharpness slider to apply sharpness to your photo. If a person, or pet, has a red-eye problem choose the Red-Eye tool in Edit and choose Human or Furball then click the center of each eye to fix red-eye or pet-eye. For a free program that is not loaded on your computer you really get a lot.

We hope you will be able to make the next Corel Graphics/Photo SIG on the first Tuesday of the month at 7:00 PM. at Podnuh's Bar-B-Q, located at 1146 Shreveport-Barksdale Hwy. The room in the back is reserved starting at 6:00 p.m. for those of us who would like to eat and want to do it before the meeting starts. Of course it is fine to eat during the meeting, too. Everyone welcome, bring a friend. Please let me know if you have questions, or suggestions, that can be used in our SIG meetings for part of the program. If there is something you would like to see covered at one of our meetings you can email me at glenda@conradi.com.

Windows SIG April 2011 by Bernie Conradi



There was very good attendance at this meeting, this month, as 23 people attended the meeting.

With this many attending the meeting we had a lot of interaction among the attendees and this is how we learn and grow in our knowledge of how to use our computer operating

systems.

This month in addition to the usual reminder to update your anti-virus programs, we had a number of other program updates to talk about. The first being, that Service Pack 1 to Windows 7 has been released and should be obtained from Windows Update. Also, there have been some other Windows updates that you need to check to see if your Windows operating system is up to date.

Also, Internet Explorer 9 has been released and must be downloaded from the Microsoft web site.

It is not available through Windows Update as yet. IE9 is not made for Windows XP. There is also a new version of Firefox. It is Version 4 which is available by checking for updates in Firefox 3. You can get help with selecting your preferences if you are considering buying a new desktop PC or Laptop. <http://www.microsoft.com/windows/pc-scout/>. Joe Blasé gave us an experience he had just recently, where he installed a demo program he received from Best Buy and this program caused considerable

problems with his computer. He spent two hours getting his computer back to the way it was before he tried installing the demo. This month we covered three topics. First, was a review from the Internet about Internet Explorer 9, listing some of the new features and functions that are in the new version of this browser. Then we reviewed an article about how long a thumb drive will last. It was concluded that the normal life span was 10,000 to 100,000 flashes before they wear out. Our power point presentation this month was titled, "Windows 7 Libraries" by Fred Langa. The web site for this information is <http://windowssecrets.com/2011/03/10/01-Make-the-most-of-Windows-7s-Libraries/#story1>. He gave us a very good explanation of the Windows 7 Libraries, including how they work and how to start a new folder in your library. This has been the best explanation I have seen about this function in Windows 7. In closing we gave a number of tips to use and try to help you the user with good files management.

Please join us at 7:00 PM on May 26, 2011, at Podnuh's Bar-B-Q on Shreveport-Barksdale Highway. Everyone is invited to attend. I am looking forward to suggestions for upcoming programs, as I want to present subjects of interest for all in the group. Let me hear from you. You can email me at bernie@conradi.com.

Bernie Conradi, Windows SIG Leader

Remember those who have given there all so we remain free



NWLAPCUG's **S**pecial **I**nterest **G**roup Leaders







Our SIG leaders are in the heart of NWLAPCUG's monthly activities. See the chart on the last page of this newsletter for the monthly schedule of their meetings. Every member is welcome to attend any or all of their meetings and for as many times as they wish. All of this with *no extra fees* involved.

SIG leaders are dedicated to sharing their expertise in their particular programs. Their meetings include presentations, demonstrations and

cover questions and answers. In some cases, handouts may be furnished.

Following the SIG meeting, a number of the SIG leaders will submit an article, reporting on the activities of their meeting, for publication in the next month's newsletter.

Members are encouraged to take a tour of these SIGs and determine which one or more appeals to their liking.

 <p>J.C. Barnett Word SIG</p>	 <p>Pat Joyner Saturday SIG</p>	 <p>Bernie Conradi Windows SIG</p>	 <p>Glenda Conradi Corel Graphics/Photo SIG</p>
 <p>Bill & Cisly Morgan Digital Photography SIG</p>	 <p>Bob Pierce Beginner's SIG</p>		

Members Furnishing Newsletter Articles

Computer related newsletter articles are welcomed from our members who are other than SIG leaders. We appreciate as few as one article a year. Or as many (not to exceed one per month) as you would like to generate. The range of topics is virtually

unlimited. To name a few, your experience/opinion with certain software programs, the entertainment and educational value in computer use, How To's, Tips, etc. etc. Your participation may surface one of your great hidden talents.

 <p>Bob Franklin</p>	 <p>Carolyn Franklin</p>	 <p>Phil Sanders</p>	 <p>Bob Pierce</p>	 <p>Ben Fusco</p>
--	--	--	--	---

MONTHLY CLUB ACTIVITIES

PLEASE NOTE THAT SIG TIMES, DATES AND LOCATIONS ARE SUBJECT TO CHANGE. FOR THE LATEST INFORMATION CONTACT , VIA E-MAIL,THE RESPECTIVE SIG LEADER AS LISTED BELOW.

Corel Graphics/Photo SIG	First Tuesday Podnuh's Bar-B-Q	7:00 P.M.	Glenda Conradi	glenda@conradi.com
Digital Photography SIG	First Thursday Room 310, Bronson Hall	7:00 P.M.	Bill and Cisly Morgan	cisly@shreve.net
MS Word SIG	Second Thursday 2:00 P.M. Broadmoor Library		J C Barnett	jc Barnett875@suddenlink.net
Board of Directors Meeting	6:30 PM Before the Membership Meeting		Pat Joyner	patbj@bellsouth.net
General Meeting	Third Thursday Bronson Hall, Room 310	7:00 P.M.	Pat Joyner	patbj@bellsouth.net
Windows SIG	Fourth Thursday Podnuh's Bar-B-Q	7:00 P.M.	Bernie Conradi	bernie@conradi.com
Saturday SIG	Fourth Saturday Broadmoor Library	2:00 P.M.	Pat Joyner	patbj@bellsouth.net
Getting Started SIG	Third Monday Hamilton/South Caddo Library	9:30 A.M.	Bob Pierce	bobpierce1942@bellsouth.net

IF YOU NEED INFORMATION ABOUT THE SIG'S SUBJECT, MEETING PLACE OR TIME, PLEASE CONTACT THE PERSONS LISTED ABOVE

Meeting Places

Podnuh's Bar-B-Q - 1146 Shreveport-Barksdale Hwy (Corel Graphics/Photo SIG; Windows SIG)
 Room 310, Bronson Hall LSUS-Northside of campus (General Meeting, Digital Photography SIG)
 Broadmoor Library- 1212 Captain Shreve Drive - (MS Word SIG; Saturday SIG)
 Getting Started SIG Hamilton/South Caddo Library, 2111 Bert Kouns

Meet Our NWLAPCUG Officers



Pat Joyner
Director




Dr. John Hardin
Vice Pres. & Director



Jack Barnett
Secretary & Director



Robert Saucier
Treasurer & Director



Bob Franklin
Director



Bob Pierce
Director



Lee Sepulvado
Director