

# RED RIVER MONITOR



Volume 21 No. 8

NWLAPCUG, Inc. Newsletter

August 2009

## Review of the July 2009 Membership Meeting by Bob Pierce

The membership meeting was held on July 16, 2009 with 19 members present (one short of a quorum). Those present were reminded that memberships are due to be renewed during the month of August. Bob Pierce will be mailing out reminder postcards in August. The dues are the same as in recent years: \$15 for a regular membership, \$6 for the spouse of a regular member, and \$10 for a student. It was requested that those paying by cash please try to have the exact amount. It is difficult to always have change on hand. Of course, donations are always accepted. Checks should be made out to NWLAPCUG, Inc.

President Pat Joyner then introduced our program presenter for the meeting. He is Tom Tyner, presently a resident of Houston, yet he is still an active member of our club here in Shreveport. Continuing with our series of "How-To" programs, Tom gave an excellent and informative presentation on converting music from records to digital format for your computer. The first step of this process is to clean the record which will eliminate some of the static and scratchy sounds. Tom recommends using Williamson Products (available on-line at <http://www.audioxpress.com/bksprods/products/km-9.htm>). Tom gave us a demonstration of how to clean a record using this product. It is better to clean the record as much as possible using this or a similar product rather than doing it all with software. The more you use software to clear the static, the more likely your music will be degraded.

The next step is to connect your playback device to your computer. If you are using a regular stereo turntable, you will need to have a pre-amp between the turntable and your computer since the levels are very low coming out of the turntable. If your playback source is reel-to-reel tape machine or a cassette deck, you go from the deck straight to your computer. No pre-amp is needed. There are currently available turntables with a USB con-

nect to go straight to your computer. These turntables have built-in pre-amps and will have enough level for your sound card.

You are now ready to start recording. It is better to use some software for this step. This will allow you to clean up most if not all of the noise on the record and set the audio levels so they will be the same for each of the tracks on the CD you will be transferring the finished product to. The most popular free software nowadays is "Audacity" and it can be downloaded from <http://audacity.sourceforge.net> and is available for PC or Mac systems. There are a number of others available, just shop around. One of the best is Diamond Cut 7 for around \$200. It is a little complicated, but well worth the cost and the time it takes to learn. Tom uses Sound Forge, which is no longer available. However, if something works to your satisfaction and you know to do everything with it, why change.

Tom then put all of this together and demonstrated how to go all the way through the process from cleaning the record to recording to the computer, then using the software filters to eliminate most of the static pops and other strange noises. Once the digital recording is cleaned up, then use your CD burning software, such as Roxio or whatever your choice is, to select the order you want your tracks to be in, then burn your CD. The next step is to pour a glass of iced tea, sit back, relax, and enjoy your music like you like it.

Tom then drew names for some door prizes he had with him. Winners were Bernie Conradi, Bob Pierce, J.C. Barnett and Carolyn Franklin.

We then drew for the club's \$10 cash prize. Jack Couvillion's name was drawn, but he was not present. Therefore, \$10 will be added to the prize amount and another name will be drawn at the August meeting for \$20. Don't miss your opportunity – be present to claim your prize!

**Notice We have a new mail address**

**Northwest Louisiana Personal Computer User Group, Inc.**

**P. O. Box 53232**

**Shreveport, LA. 71135**

**[www.nwlapcug.com](http://www.nwlapcug.com)**



Users Helping Users

**Red River Monitor**

Published by  
**Northwest Louisiana personal  
 Computer User Group, Inc.**  
 6658 Youree Drive Suite 108-112  
 Shreveport, LA 71105

Editor: Phillip Sanders  
 Co-Editor: Ben Fusco

The opinions expressed in the articles in this newsletter are not necessarily those of the editor or publisher. Mention of products by their trade name does not in any way constitute endorsement by anyone.

Permission to reproduce portions that are not specifically indicated as printed courtesy of any computer magazine is given to other computer user groups for non-profit use. All other reproduction is prohibited without the specific written permission of the original source.

NWLAPCUG, Inc. is a non-profit organization.

**Member of APCUG**



**Newsletter Articles Welcomed**

Please submit articles for newsletter, in RTF file format, by the first day of the month to  
 Phillip Sanders- phillip479@aol.com  
 And to Ben Fusco-benfusco@bellsouth.net

**Officers & Board of Directors**

President	Pat Joyner	798-2766
Vice Pres.	Dr. John Hardin	861-3408
Secretary	Jack Barnett	968-2372
Treasurer	Robert Saucier	861-2235
Joe Cislighi		636-6922
Bob Pierce		686-0203
Bob Franklin		933-1235

**Membership Dues**

Full: \$15.00 a year  
 Spouse: \$6.00 a year  
 Student: \$10.00 a year

**Visit Our Web Site**

<http://www.nwlapcug.com>

**Words From the President**

Pat Joyner

As we approach the August membership meeting I am somewhat appalled that for this year we haven't had a quorum at any of our meetings. This is necessary to elect officers for this year. The directors have been serving without being confirmed. It is important to correct this situation. One of the candidates has withdrawn his name from the nomination list because of it. Lets make the next meeting the one that corrects this. Bernie is giving a program on windows 7 this month so we should have a crowd.



Thanks Pat Joyner

**For our August Membership Meeting**

Coming up and to our podium as our speaker for August is our always sought after member, Bernie Conradi.

Bernie is always welcomed and we look forward to hearing him each year. He is without doubt our most enthusiastic authority on the PC.

This time, he will discuss Microsoft's Windows Operating System, Windows 7...which is due to be released sometime this fall, I think in October.

Bernie, said he would be happy to discuss Windows 7, but further commented that he has been providing this program in his SIG meetings before, but he agreed that we could all have more discussions on the subject and come out hearing something that begins to make better sense after we hear it again.

Bernie's SIG meetings are the MOST attended meetings that both North West and Caddo-Bossier memberships have going. He is so informative and always provides a tip sheet that is handed out to further put in writing for your later review the very things he covers in his meeting.

So, let's all welcome Bernie back as our speaker for August and hear what's up with Windows 7...you just might want to upgrade to all that's new from Microsoft.

You'll want Windows 7 and he can help you get started NOW while you're waiting for it's release.

Remember, our meeting is in Bronson Hall, room 310, LSU-S with refreshments at 6, with a Board Meeting at 6:30...and the meeting with Bernie at 7 PM.

Come on down....see you there.

Cash door prize...now at \$20.00

**Reminder**

**Our SIGs are a great source of information. They are for the use of our Members, Non Members are invited as guests.**

## Membership Dues Renewal...on the way

Yep..On the way...they are due to expire on August 31, 2009...and our very own Bob Pierce is hard at work preparing the dues notice that he will get into the mails the first week of August.

Look for them and let's all renew our membership in North West Louisiana Personal Computer User Group.

Already, three have done so, and without receiving their notice.... I guess they have money. Thanks Bob, for all that effort.

## GOT DOOR PRIZES....

Remember, last month was our First month for our new door prize program.

We now give money ( cash yet )...we started last month, and you must be present to win. The prize is \$10.00 and if it is not won on that meeting night, ten more dollars will be added each month to the prize until a member wins it in attendance at our meetings.

Last month, Jack Couvillion's name was called and Jack was not there (he never misses) so he missed his prize, but now it's up to \$20.00...the drawing is from the total membership, but you have got to be present when your name is called.

Tell me that's not another reason to come to our meetings....besides our own Bernie Conradi talking about Windows 7. See you there.

## Photos taken at the July 2009 Membership Meeting By Glenda Conradi



Tom Tyner




Tom Tyner Pat Joyner



The Membership

## Door Prize Winners



Carloyn Franklin



Bernie Conradi



J. C. Barnett

## Digital Photo SIG

by Bill & Cisly Morgan



one a little help.

Our family, our friends, and, because we nearly always have our camera with us, even strangers tend to ask us a lot of questions about digital photography. Most of the questions involve camera settings. We have discovered that most people, including ourselves, just don't have time, or, at least, don't take the time to learn all the menu options available in modern digital cameras. Added to that, every brand of camera seems to have its own idea about how to access menus, set options, and navigate through all the goobledey-gock that is available in that little window on the back of the camera.

In addition, you might finally figure out how to set the options on the camera you have. Then, a few years pass and you decide to buy a new more modern camera, one with more megapixels, more options, lense stabilization, maybe a Digital SLR... So, using your head, you buy the same brand camera. After all, you have those menus figured out.

I am sure we have all faced this dilemma—the menus in the new camera are nothing like the menus in the old camera. In fact, you can't even access them with the same button.

This is all very frustrating, and, of course, there would not be room enough here to try to shed light on or try to help solve all these problems. But there seems to be one problem that we might be able to help solve. The question we are asked is, "Why are my pictures sometimes perfect then other times are washed out or pixilated?"

Of course there are a lot of reasons for this to happen; however, we have found one cause that usually is the culprit. After all settings are made and you are satisfied, most digital cameras will retain the settings even when turned off—some won't. However, even the ones that will hold the settings when turned off will revert to the default settings

Although there was, again, no Digital Photo SIG in July, we thought we would pass along a few suggestions that might give some-

one a little help. Although there was, again, no Digital Photo SIG in July, we thought we would pass along a few suggestions that might give some-

when the batteries are changed. It is easy to see what this will do if you set your camera on "super high quality" and the default is simply "high quality." Or you think you are still set on "spot metering," but the default is, "matrix metering."

The answer to this frustrating problem it to figure out how to turn off the "return to default settings." In one of our cameras this is called *All Reset*. We must turn *All Reset* **OFF** in order to retain our custom settings. In another of our cameras we are able to retain two sets of custom settings. To retain the settings we must turn *Reset 1* or *Reset 2* **ON**. Does this seem backwards? It certainly does to us. And to add insult to injury, they are both the same brand. They are both Olympus cameras.

We know we have rambled on about what seems to be a small problem. Or maybe, for some, no problem at all. But as we said in the beginning, This little problem generates a lot of questions. The main thing is to figure out how to set your camera so it will retain the settings that you think you are using.

Changing the subject. We are including a picture of running horses. This affect was achieved by panning the camera and following only one rider. Note: everything except that one horse and rider is blurred or actually is moving. We were proud of this picture. It is a good example of freezing a single moment in time. Photography is a lot of fun...



## Corel Graphics/Photo SIG, July, 2009

by Glenda Conradi



In July we looked into the way digital cameras save hidden data in JPEG Files. The file can contain other data besides the actual photograph. The JPEG file format allows it to embed additional information referred to as "metadata" in the file header. Other image file formats may also contain metadata.

The purpose of the metadata is to provide additional, and useful information along with the picture. Image manipulation programs, and especially digital cameras, take advantage of this feature. Among other things, the metadata section of a file can contain information about:

- Make and model of the digital camera
- Time and date the picture was taken
- Distance the camera was focused at
- Location information (GPS) where the picture was taken
- Small preview image (thumbnail) of the picture
- Firmware version, serial numbers, name and version of the image manipulation program, etc.

If for some reason you do not want all of this information to be passed on to someone you are sharing the picture with there are ways to remove the metadata.

You can quickly remove metadata from photos by selecting it in a photo editing program and choosing copy from the Edit menu, or pressing Ctrl/ C, and then pasting it into another program, or onto another page. Always remember to save your original photo file in tact. When you remove metadata information from photos you want to put on the Web, or share with someone, and do not want that information available on the pictures you are posting or sharing, be sure to give the photos you altered new names.

There are also some Web sites that give you information on metadata and how to remove it. [http://netzreport.googlepages.com/hidden\\_data\\_in\\_jpeg\\_files.html](http://netzreport.googlepages.com/hidden_data_in_jpeg_files.html) and <http://tips4weblife.blogspot.com/2007/12/how-to-remove-metadata-in-pictures.html> are two of them.

There are also ways you can protect your digital photos on line, so they do not respond to the right click of a mouse that usually allows someone to save the file to their computer.

There is a really simple script that you can use to block all access to the context menu not just from the right mouse button but from the keyboard as well. This is a site that tells you how to do it: <http://javascript.about.com/library/blnright.htm>

We also looked at editing the background of a photo.

There are several ways to do this to draw the attention to the subject. Unless you are setting your camera to focus on the subject and blur the background when it takes the picture you will probably need to use a photo editing program to mask the subject and apply a blur effect to the background, or remove and paste the subject onto a new background. The following URL gives some tips on enhancing a photo using layers in Photoshop. The same technique could be used in other programs, also. <http://www.dpmag.com/how-to/shooting/wedding-rescues.html?start=1>

In some photo editing programs you can also use the masking tool and mask off the subject, then apply the Gaussian Blur to the unmasked background. It would probably be a good idea crop the photo, and make any adjustments needed, before masking the subject and blurring the background.



We hope you will be able to make the next Corel Graphics/Photo SIG on the first Tuesday of the month at 7:00 p.m. at Podnuh's Bar-B-Q, located at 1146 Shreveport-Barksdale Hwy. The room in the back is reserved starting at 6:00 p.m. for those of us who would like to eat and want to do it before the meeting starts. Of course it is fine to eat during the meeting, too. Please let me know if you have questions, or suggestions, that can be used in our SIG meetings for part of the program. If there is something you would like to see covered at one of our meetings you can email me at [glenda@conradi.com](mailto:glenda@conradi.com).

## Windows SIG July 2009 by Bernie Conradi



There were 28 people in attendance this very warm summer evening. We had a full house with all in attendance participating in the action. Everyone helps us all solve our problems and helps with the advice we need to keep our computers up and running. We always start the meeting with announcements of the latest Windows and anti virus dat file updates. This is the usual reminder to all of us, by keeping these systems up to date it helps us be safe from outside interference from worms and other forms of intruders. I mentioned again the freeware program, Smart Defrag, as an alternative to the defragmentation program that is a part of the Windows operating system. We had a lively discussion during the question and answer part of the program. Ed Conley asked about AT&T and being able to use Outlook Express with DSL. Don Davis described the process he had just been through with AT & T on the same subject. He suggested that Ed call AT & T tech support and have them guide him through the process of getting his Outlook Express set up correctly. Virginia Booth asked about why a request for a password comes up when she starts her computer. It was suggested that she hit enter and Windows will proceed to boot. It was also suggested that she turn off this feature in the User section of the Control Panel and not assign a password, since she is the only one that uses the computer. The program started with a chart that shows us the differences in the various versions of the new Windows 7. There were numerous questions about the upgrade process to

Windows 7 and this is a subject that is yet to be explained by Microsoft. Next, we had a Power Point presentation on "Software Installation Tips". The big reminder in this one is to read the screens that appear so you do not end up installing something that you did not want, or ask for. Also, you must pay attention to the location that the software is going to install, if you want it to go to a different location other than the default location. Bob Franklin also reminded us that it is a good idea to read the "read me" file prior to installation, in case there are some particular procedures you need to know about for the installation. He also suggested it would be a good idea to defrag your hard drive prior to the installation of a new program. Then we proceeded to a reminder of ways to speed up your PC with a briefing on "Ten Maintenance Tips". This was designed for Windows Vista, but should also apply to Windows XP. The next thing we covered was a quick reminder of how to keep the "dust bunnies" out of our computer. This was a quick read on how to keep the dust out of the computer.

I would like to thank all who attend. This is what makes the SIG work, it is the interaction among the attendees.

Please join us at 7:00 PM on August 27, 2009, at Podnuh's Bar-B-Q on Shreveport-Barksdale Highway. Everyone is invited to attend. I am looking forward to suggestions for upcoming programs, as I want to present subjects of interest for all in the group. Let me hear from you. You can email me at [bernie@conradi.com](mailto:bernie@conradi.com).

Bernie Conradi, Windows SIG Leader

### Reminder of the Next Membership Meeting

When: August 20, 2009-- 6:00PM social, with the meeting to begin at 7:00PM

Where: Bronson Hall Room 310 on Youree Drive at LSU-S

Guests are also welcome to attend. Info: 861-2235

## NWLAPCUG's **S**pecial **I**nterest **G**roup Leaders






Our SIG leaders are in the heart of NWLAPCUG's monthly activities. See the chart on the last page of this newsletter for the monthly schedule of their meetings. Every member is welcome to attend any or all of their meetings and for as many times as they wish. All of this with *no extra fees* involved.

SIG leaders are dedicated to sharing their expertise in their particular programs. Their meetings include presentations, demonstrations and

cover questions and answers. In some cases, handouts may be furnished.

Following the SIG meeting, a number of the SIG leaders will submit an article, reporting on the activities of their meeting, for publication in the next month's newsletter.

Members are encouraged to take a tour of these SIGs and determine which one or more appeals to their liking.

 <p style="text-align: center;"><b>J.C. Barnett</b> Word SIG</p>	 <p style="text-align: center;"><b>Pat Joyner</b> Saturday SIG</p>	 <p style="text-align: center;"><b>Bernie Conradi</b> Windows SIG</p>	 <p style="text-align: center;"><b>Glenda Conradi</b> Corel Graphics/Photo SIG</p>
 <p style="text-align: center;"><b>Bill &amp; Cisly Morgan</b> Digital Photography SIG</p>			

### Members Furnishing Newsletter Articles

Computer related newsletter articles are welcomed from our members who are other than SIG leaders. We appreciate as few as one article a year. Or as many (not to exceed one per month) as you would like to generate. The range of topics is virtually

unlimited. To name a few, your experience/opinion with certain software programs, the entertainment and educational value in computer use, How To's, Tips, etc. etc. Your participation may surface one of your great hidden talents.

 <p style="text-align: center;"><b>Bob Franklin</b></p>	 <p style="text-align: center;"><b>Carolyn Franklin</b></p>	 <p style="text-align: center;"><b>Phil Sanders</b></p>	 <p style="text-align: center;"><b>Bob Pierce</b></p>	 <p style="text-align: center;"><b>Ben Fusco</b></p>
--	--	--	--	---

## MONTHLY CLUB ACTIVITIES

PLEASE NOTE THAT SIG TIMES, DATES AND LOCATIONS ARE SUBJECT TO CHANGE.  
FOR THE LATEST INFORMATION CONTACT , VIA E-MAIL, THE RESPECTIVE SIG LEADER AS LISTED BELOW.

Corel Graphics/Photo SIG	First Tuesday Podnuh's Bar-B-Q	7:00 P.M.	Glenda Conradi	glenda@conradi.com
Digital Photography SIG	First Thursday Room 310, Bronson Hall	7:00 P.M.	Bill and Cisly Morgan	cisly@shreve.net
MS Word SIG	Second Thursday 2:00 P.M. Broadmoor Library		J C Barnett	jc Barnett875@suddenlink.net
Board of Directors Meeting	6:30 PM Before the Membership Meeting		Pat Joyner	patbj@bellsouth.net
General Meeting	Third Thursday Bronson Hall, Room 310	7:00 P.M.	Pat Joyner	patbj@bellsouth.net
Windows SIG	Fourth Thursday Podnuh's Bar-B-Q	7:00 P.M.	Bernie Conradi	bernie@conradi.com
Saturday SIG	Fourth Saturday Broadmoor Library	2:00 P.M.	Pat Joyner	patbj@bellsouth.net

IF YOU NEED INFORMATION ABOUT THE SIG'S SUBJECT, MEETING PLACE OR TIME,  
PLEASE CONTACT THE PERSONS LISTED ABOVE

### Meeting Places

Podnuh's Bar-B-Q - 1146 Shreveport-Barksdale Hwy (Corel Graphics/Photo SIG; Windows SIG)  
Room 310, Bronson Hall LSUS--Northside of campus (General Meeting, Digital Photography SIG)  
Broadmoor Library-- 1212 Captain Shreve Drive - (MS Word SIG; Saturday SIG)

## Meet Our NWLAPCUG Officers




Pat Joyner  
President & Director



Dr. John Hardin  
Vice Pres. & Director




Jack Barnett  
Secretary & Director



Robert Saucier  
Treasurer & Director



Joe Cislighi  
Director



Bob Franklin  
Director



Bob Pierce  
Director