

RED RIVER MONITOR



Volume 25 No. 09

NWLAPCUG, Inc. Newsletter

September 2011

Review of the August 2011 Membership Meeting by Bob Pierce

A short business meeting was called to order by Bob Pierce. The 2011 recipient of our annual scholarship award to a deserving computer student has been selected. His name is Mark Mackey. Bob read a letter of appreciation from Mark. After getting our current financial statement from Robert Saucier, our Treasurer, those Directors present voted unanimously to present Mark with the full \$1000 amount. Directors present included Robert Saucier, Bob Pierce, Jack Barnett, Lee Sepulvado, and Bob Franklin. There being no further business brought before the Board of Directors, the business portion of the meeting was adjourned.

Robert Saucier then introduced our guest speaker for the evening, Mr. Joseph Cooper. He is a 2008 graduate of MIT with a Bachelor of Science in Mathematics Degree. While in high school at the Texas Academy of Mathematics and Science he "aced" most undergraduate math courses offered at the University of North Texas. During summer breaks from MIT, he worked with several business ventures all having to do with computer architectures to solve business and software development problems. He came back to Shreveport to work for Praeses LLC, a consulting firm, as a software developer on Microsoft's NET platform, PDA software, and database programming. Of late, he has joined with his good friend Michael Phillips in assisting him in tutoring students on computer applications and mathematics.

Joe was scheduled to speak to us on connecting both Windows and Linux computers to the same home network and communicating between these two different platforms. As he was unable to get his hands on a Linux computer to use in his presentation, he elected to talk about networking home computers via routers. There are basically three types of routers; wired, wireless, and one that combines both features. The basic use of the routers is to connect all the devices of the network together. A wired router uses Ethernet cables to make the connections, a

wireless router uses the airwaves, and the third type uses a combination of the two connections. The user should be sure that the type that is chosen will handle all of the devices (computers, printers, scanners, etc.) that will be on the network. Another consideration is speed. Earlier routers with a nomenclature of 802.11b were somewhat slow. The next version was the 802.11g designation which was a big improvement. It was faster and had more range. The current router, 802.11n, is faster yet and if you upgrade from 802.11g to 802.11n the difference is significant. One of the more important features to look at is the level of security offered by the router. Early versions offered WEP security, which leaves a lot to be desired. A much better level is WPA or WPA2. This encryption is the best currently offered for home networks and so far has proven to be extremely reliable.

Now that you have your network up and going, what's next? The best use of a network is being able to share folders and files between computers. To start this, you would need to establish a "workgroup", which will be the computers on your network. Then, designate which files and folders are to be shared and who will have permission to share them. You can designate files and folders to be "read-only" or you can allow other users on the network to be able to make changes to those selected files and/or folders. Instructions on how to do this are included with the router, usually on the installation DVD or on the manufacturer's website.

After some questions and answers, the name was drawn for the \$50 door prize. Pat McDowell's name was drawn, but she was not present, so next month the prize goes up to \$60. There was also some discussion of establishing a means to help members dispose of used but working gear. Nothing was finalized, so there will be more follow-up discussions at future meetings. If you would like to be a part of this process, please let us know.



Users Helping Users

Red River Monitor

Published by
**Northwest Louisiana personal
 Computer User Group, Inc.**
 6658 Youree Drive Suite 108-112
 Shreveport, LA 71105

Editor: Phillip Sanders
 Co-Editor: Ben Fusco

The opinions expressed in the articles in this newsletter are not necessarily those of the editor or publisher. Mention of products by their trade name does not in any way constitute endorsement by anyone.

Permission to reproduce portions that are not specifically indicated as printed courtesy of any computer magazine is given to other computer user groups for non-profit use. All other reproduction is prohibited without the specific written permission of the original source.

NWLAPCUG, Inc. is a non-profit organization.

Member of APCUG



Newsletter Articles Welcomed

Please submit articles for newsletter, in RTF file format, by the first day of the month to
 Phillip Sanders- phillip479@aol.com
 And to Ben Fusco-benfusco@bellsouth.net

Officers & Board of Directors

President	Pat Joyner	798-2766
Vice Pres.	Dr. John Hardin	861-3408
Secretary	Jack Barnett	968-2372
Treasurer	Robert Saucier	861-2235
Bob Pierce		686-0203
Bob Franklin		933-1235
Lee sepulvado		687-2088

Membership Dues

Full: \$15.00 a year
 Spouse: \$6.00 a year
 Student: \$10.00 a year

Visit Our Web Site
<http://www.nwlapcug.com>

**Photos taken at the August 2011
 Membership Meeting
 By Glenda Conradi**



**Joey Cooper
 Tells Us How To Do It**



**Drawing for the Door Prize
 and
 Information at The Door**

September 15th Membership Meeting

Yep...lately so many of our membership has been talking about the iPad...in fact, one of those members who has a birthday coming up and I hear she is 'begging'(on her knees) to him for an iPad to celebrate the occasion...so far, no package is laying around the house....oh, will he be sorry.

So, to help her and the rest of us, understand better just what those iPad's **can do**, we will have at our podium one **Philip Dossey**, who just happens to be the Deputy of Counter Intelligence (DCI) who is over all Geek Squad Services at Best Buy at their Shreveport Store.

Philip has been with Best Buy for five years, and this store is his third Best Buy location he has worked in, the others have been in Texas and Arkansas. He, recently, was promoted (three months ago) to be over all of the Geek Squads. He has a BBA in Management from Texas A & M. University.

He will go over the iPad informing everyone on what all the iPad does and what it can do for you. It will amaze you...and in fact the BIG talk is, it might just replace your need for a desk top computer...it's features and the areas of proficiency that it covers will just about blow your mind. Philip, will also go over necessary accessories that you should have. He will also bring an Android tablet and even an eReader. Don't know what these are?...well come and hear Philip, he'll just convince you that you will really want one of these new innovations.

He'll be open for all your questions, so come and hear what he will have to say.

The iPad...the way of the future...that you can't put down.

See you there, and let's welcome Philip and Best Buy's Geek Squad.

Door Prize...at our Meetings

No winner at our August Meeting

The prize is up to \$60.00 bucks for our next meeting.

Last Month the name drawn was Pat McDowell...and Pat just sent in her dues for this next year. We'll just have to get her now to attend the Membership Meetings.

See you there...need to be present.

Remember the meeting is September 15th, LSU-S, Bronson Hall room 310, at 7 PM.

Please come....got a good program.

Corel Graphics/Photo SIG, August, 2011

by Glenda Conradi



At the August Corel Graphics/Photo SIG we looked at how to focus your camera when taking a picture through glass and other obstructions.

When taking a picture of something that is on the other side of glass, or other obstructions

such as a chain link fence that you can see the object through, the camera may focus on a reflection from the glass or the wire in the fence, or even something in front of the lens, leaving your subject out of focus. There may be times you can focus the picture through the spaces between the chain link fencing, but other times, like when you have a large lens. Try putting your



camera on manual focus and focus on the object you want to be sharp. You may be able to put the lens right up against the fence wires. Leave as much open space in the middle as possible, so the wires blur and are not as detectable. You also may run into having a big reflection on the picture if the flash goes off when you are taking it.

We also looked at several ways to copy what is displayed on your monitor, or even a portion of it.

(1) **Use the Print Screen key:** Press the

PrtScn key at the top of the keyboard on the right side. The screen will be copied to the clipboard. Press Ctrl/V to paste it into another program.

(2) **Right Click with your mouse:** Right click on an object to copy it to clipboard. Then you can paste it into a document.

(3) **Use the Snipit Tool:** Open Snipping Tool by clicking the Start button Picture of the Start button, clicking All Programs and clicking Accessories, and then clicking Snipping Tool. The snipping tool comes with Windows 7 and can be downloaded for Windows XP and Vista.

Free-form Snip. Draw an irregular line, such as a circle or a triangle, around an object.

Rectangular Snip. Draw a precise line by dragging the cursor around an object to form a rectangle.

Window Snip. Select a window, such as a browser window or dialog box, that you want to capture.

Full-screen Snip. To capture a snip. Open Snipping Tool by clicking the Start button Picture of the Start button, clicking All Programs, clicking Accessories, and then clicking Snipping Tool. Click the arrow next to the New button, select a snip type from the menu, and then use your mouse or tablet pen to capture a snip. An icon on your task bar makes the Snipit tool very easy to access.

After you have captured all or a portion of the object or page be sure and save it with a new name. You have several file choices to choose from. JPG is probably the most common and might be a good choice. You may want to make a folder for your captured images so they will be easy to find.

You can use them just as you would one of your photos that is saved as a JPG. If you want to touch it up you can open it in a photo editing program and edit it like you do your photos.

Windows SIG August 2011

by Bernie Conradi



We reminded every one of the latest updates for Windows and our antivirus programs. There are also new editions of the Firefox browser (Version 6) and Thunderbird the email program (also version 6). I have them installed and think that they are an improvement.

Firefox seems to load faster and has a calendar program add on called Lightning. And if you want to hide the addresses you can get the add on called Compact Header. We demonstrated three free programs that you may like to check out and see if they will be of use to you. The first was XdN Tweaker is a freeware system utility that bundles together a wide range of useful tweaks and tools for Windows. Most of its tools are built-in Windows capabilities that XdN Tweaker collects into a single interface that makes them easier to access. http://download.cnet.com/XdN-Tweaker/3000-18487_4-170432.html?tag=dropDownForm;productListing. The next was TeraCopy is a compact program designed to copy and move files at the maximum possible speed, providing the user with a lot of features: Copy files faster. <http://www.codesector.com/teracopy.php>. The last was Auslogik Disk Defragmenter Screen Saver. A powerful defragmenter that works in Screen Saver

mode. It launches automatically every time your system goes idle and displays an amazing real-time fragmentation map. http://download.cnet.com/Auslogics-Disk-Defrag-Screen-Saver/3000-2257_4-10974089.html?part=dl-6267754&subj=dl. The program this month covered several subjects; the first was a video which describes the difference between web mail and client base mail. We then read a document regarding how to edit a Word document attached to an email. Then we looked at some procedures to stay safe on line and what you should and should not do to remain safe from on predators. We then viewed two videos which explained the Windows 7 Libraries function including the use of Libraries on a network. The only question this month was a question about changing the size of the task bar in Windows 7. The reminder was that you must unlock the task bar before you can change the size of the task bar. Please join us at 7:00 PM on September 22, 2011, at Podnuh's Bar-B-Q on Shreveport-Barksdale Highway. Everyone is invited to attend. I am looking forward to suggestions for upcoming programs, as I want to present subjects of interest for all in the group. Let me hear from you. You can email me at bernie@conradi.com.

Bernie Conradi, Windows SIG Leader



NWLAPCUG's **S**pecial **I**nterest **G**roup Leaders







Our SIG leaders are in the heart of NWLAPCUG's monthly activities. See the chart on the last page of this newsletter for the monthly schedule of their meetings. Every member is welcome to attend any or all of their meetings and for as many times as they wish. All of this with *no extra fees* involved.

SIG leaders are dedicated to sharing their expertise in their particular programs. Their meetings include presentations, demonstrations and

cover questions and answers. In some cases, handouts may be furnished.

Following the SIG meeting, a number of the SIG leaders will submit an article, reporting on the activities of their meeting, for publication in the next month's newsletter.

Members are encouraged to take a tour of these SIGs and determine which one or more appeals to their liking.

 <p>J.C. Barnett Word SIG</p>	 <p>Pat Joyner Saturday SIG</p>	 <p>Bernie Conradi Windows SIG</p>	 <p>Glenda Conradi Corel Graphics/Photo SIG</p>
 <p>Bill & Cisly Morgan Digital Photography SIG</p>	 <p>Bob Pierce Beginner's SIG</p>		

Members Furnishing Newsletter Articles

Computer related newsletter articles are welcomed from our members who are other than SIG leaders. We appreciate as few as one article a year. Or as many (not to exceed one per month) as you would like to generate. The range of topics is virtually

unlimited. To name a few, your experience/opinion with certain software programs, the entertainment and educational value in computer use, How To's, Tips, etc. etc. Your participation may surface one of your great hidden talents.

 <p>Bob Franklin</p>	 <p>Carolyn Franklin</p>	 <p>Phil Sanders</p>	 <p>Bob Pierce</p>	 <p>Ben Fusco</p>
--	--	--	--	---

MONTHLY CLUB ACTIVITIES

PLEASE NOTE THAT SIG TIMES, DATES AND LOCATIONS ARE SUBJECT TO CHANGE. FOR THE LATEST INFORMATION CONTACT , VIA E-MAIL, THE RESPECTIVE SIG LEADER AS LISTED BELOW.



Corel Graphics/Photo SIG	First Tuesday Podnuh's Bar-B-Q	7:00 P.M.	Glenda Conradi	glenda@conradi.com
Digital Photography SIG	First Thursday Room 310, Bronson Hall	7:00 P.M.	Bill and Cisly Morgan	cisly@shreve.net
MS Word SIG	Second Thursday 2:00 P.M. Broadmoor Library		J C Barnett	jc Barnett875@suddenlink.net
Board of Directors Meeting	6:30 PM Before the Membership Meeting		Pat Joyner	patbj@bellsouth.net
General Meeting	Third Thursday Bronson Hall, Room 310	7:00 P.M.	Pat Joyner	patbj@bellsouth.net
Windows SIG	Fourth Thursday Podnuh's Bar-B-Q	7:00 P.M.	Bernie Conradi	bernie@conradi.com
Saturday SIG	Fourth Saturday Broadmoor Library	2:00 P.M.	Pat Joyner	patbj@bellsouth.net
Getting Started SIG	Third Monday Hamilton/South Caddo Library	9:30 A.M.	Bob Pierce	bobpierce1942@bellsouth.net

IF YOU NEED INFORMATION ABOUT THE SIG'S SUBJECT, MEETING PLACE OR TIME, PLEASE CONTACT THE PERSONS LISTED ABOVE

Meeting Places

Podnuh's Bar-B-Q - 1146 Shreveport-Barksdale Hwy (Corel Graphics/Photo SIG; Windows SIG)
 Room 310, Bronson Hall LSUS-Northside of campus (General Meeting, Digital Photography SIG)
 Broadmoor Library- 1212 Captain Shreve Drive - (MS Word SIG; Saturday SIG)
 Getting Started SIG Hamilton/South Caddo Library, 2111 Bert Kouns

Meet Our NWLAPCUG Officers

President (vacant)	 Dr. John Hardin Vice Pres. & Director	 Jack Barnett Secretary & Director	 Robert Saucier Treasurer & Director
 Pat Joyner Director	 Bob Franklin Director	 Bob Pierce Director	 Lee Sepulvado Director